

16 SPRING STREET BOX HILL

DRAWING LIST

SITE INFORMATION
 A0000 - DRAWING LIST & LOCATION PLAN
 A0001 - SITE PLAN
 A0002 - SITE SURVEY
 A0003 - TITLE BOUNDARY

GENERAL ARRANGEMENT FLOOR PLANS
 A0090 - BASEMENT B5 FLOOR PLAN
 A0091 - BASEMENT B4-B3 FLOOR PLAN
 A0092 - BASEMENT B2 FLOOR PLAN
 A0093 - BASEMENT B1 FLOOR PLAN
 A0100 - GROUND FLOOR PLAN
 A0100M - GROUND FLOOR MEZZANINE PLAN
 A0101 - LEVEL 01 FLOOR PLAN
 A0102 - LEVEL 02 FLOOR PLAN
 A0103 - LEVEL 03 FLOOR PLAN
 A0104 - LEVEL 04 PODIUM TOP FLOOR PLAN
 A0104M - LEVEL 04 MEZZANINE
 A0105 - LEVEL 05 - LEVEL 12 FLOOR PLAN
 A0113 - LEVEL 13 - LEVEL 17 FLOOR PLAN
 A0118 - LEVEL 18 - LEVEL 24 FLOOR PLAN
 A0125 - LEVEL 25 FLOOR PLAN
 A0126 - LEVEL 26 FLOOR PLAN
 A0127 - LEVEL 27 FLOOR PLAN
 A0128 - LEVEL 28 FLOOR PLAN
 A0129 - ROOF PLAN

ELEVATIONS
 A0900 - NORTH ELEVATION
 A0901 - SOUTH ELEVATION
 A0902 - EAST ELEVATION
 A0903 - WEST ELEVATION

SECTIONS
 A0950 - SECTION A-A
 A0951 - SECTION B-B
 A0952 - SECTION C-C



Rev No.	Date	Reason for issue	Issued by	Rev No.	Date	Reason for issue	Issued by	Rev No.	Date	Reason for issue	Issued by
1	14.02.2019	ISSUE FOR TENDER	MF								
2	14.02.2019	ISSUE FOR TENDER	MF								

Qualities of Use
 The information on this drawing is provided for the use of the Client (Council) and not for the purpose of design of the building. The Client is responsible for the design of the building and for the safety of the building. The Client is responsible for the design of the building and for the safety of the building. The Client is responsible for the design of the building and for the safety of the building.

SCALE: 1:500 SCALE: 1:1000
**PRELIMINARY
 NOT FOR CONSTRUCTION**

ELEMBERG FRASER
 LEVEL 1, 190 GREEN STREET
 MELBOURNE, VICTORIA 3000, AUSTRALIA
 TEL: +61 3 9600 2260
 EMAIL: MAIL@ELEMBERGFRASER.COM
 WWW.ELEMBERGFRASER.COM
 090 19 100 124

Project No:
**16 SPRING STREET
 BOX HILL, VIC**
 Client:
ORION

Drawing No:
17106
 Drawing Title:
DRAWING LIST
 Drawing Number:
A0000
 Revision:
B



Rev No.	Date	Reason for issue	Issued by	Rev No.	Date	Reason for issue	Issued by
1	14.01.2019	ISSUE FOR TENDER DRAWING	MF				
2	11.02.2019	ISSUE FOR TENDER DRAWING	MF				

Qualities of Use
 The information on this plan is provided for the purpose of the planning process and is not to be used for any other purpose. It is the responsibility of the user to ensure that the information is used in accordance with the relevant legislation and standards. The information is provided as a guide only and is not to be used as a basis for any legal proceedings. The information is provided as a guide only and is not to be used as a basis for any legal proceedings. The information is provided as a guide only and is not to be used as a basis for any legal proceedings.

SCALE @A0 1:200, SCALE @A2 1:400
PRELIMINARY
NOT FOR CONSTRUCTION

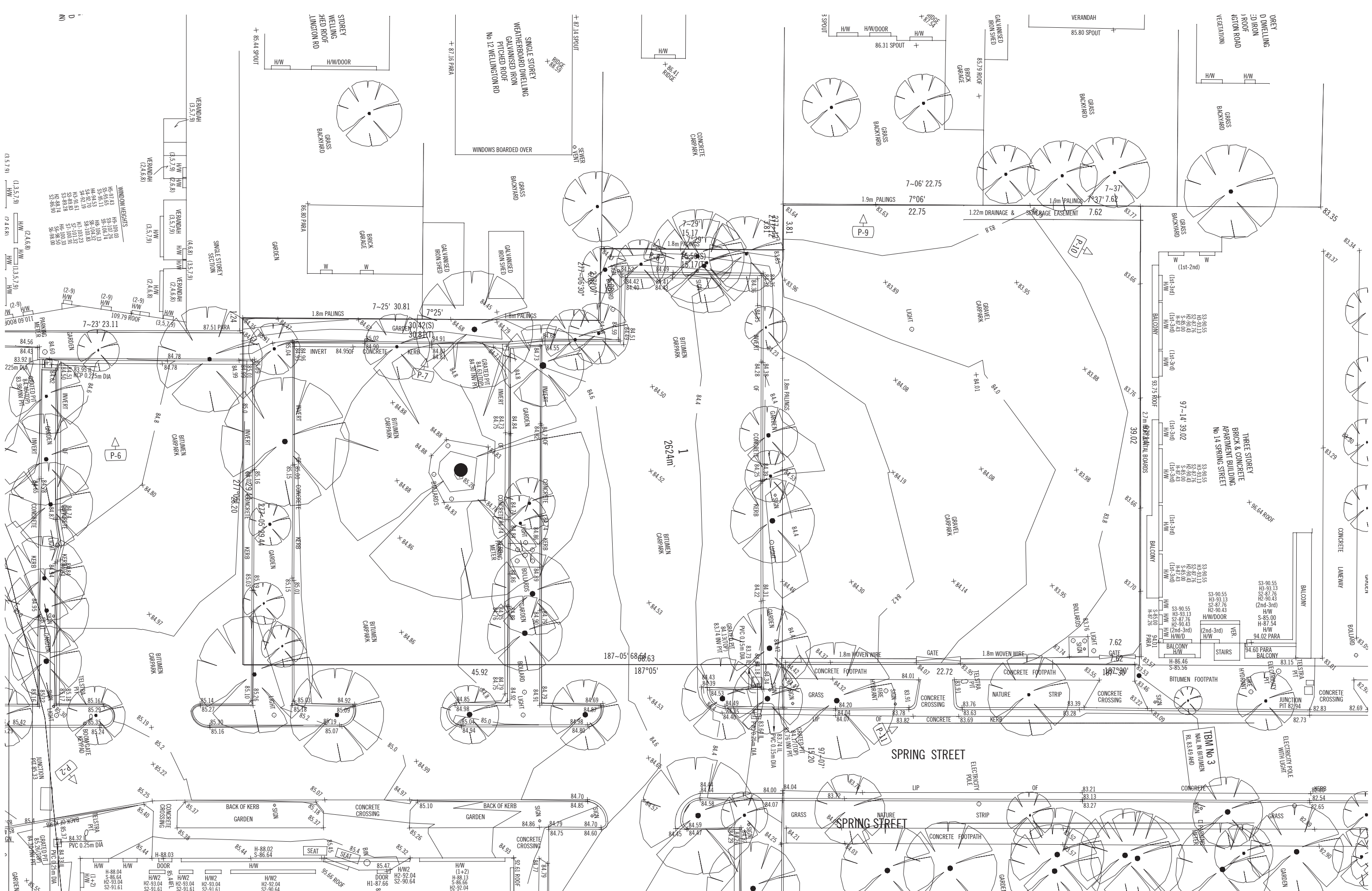
ELEMBERG FRASER
 LEVEL 1, 150 GREEN STREET
 MELBOURNE, VICTORIA 3000, AUSTRALIA
 TEL +61 3 9600 2260
 EMAIL MAIL@ELMBERGFRASER.COM
 WWW.ELMBERGFRASER.COM
 ABN 19 100 188 274

Project Title
16 SPRING STREET
BOX HILL, VIC
 Client
ORION

Drawing Title
SITE PLAN

Project Number 17106	Drawing Number A0001
Drawing Status TP	Revision B

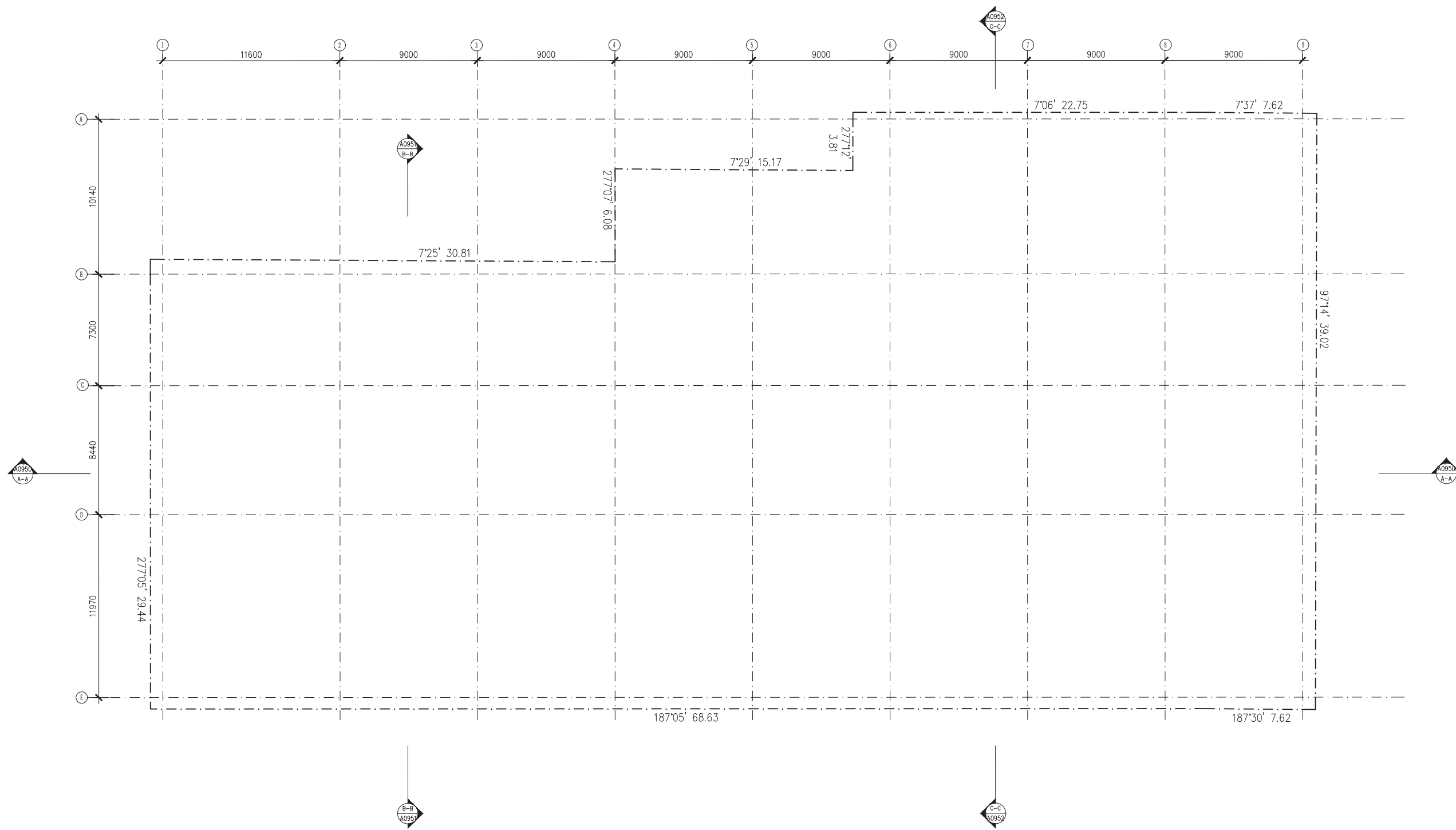
Jan 25, 2019 - 6:43pm



WINDOW HEIGHTS

H5-97.43	H9-100.03
S5-95.51	S9-106.74
S5-95.51	H8-106.72
H4-94.53	H7-103.23
S4-92.79	S8-103.83
S4-92.79	S7-101.26
H3-91.83	S7-101.26
S3-89.88	S7-100.33
H2-88.74	S5-98.00
S2-88.90	

<p>Scale: 1:100 SCALE @ 2:100</p> <p>PRELIMINARY</p> <p>NOT FOR CONSTRUCTION</p> <p>Scale: 1:100 SCALE @ 2:100</p> <p>LEVEL 1, 150 QUEEN STREET MELBOURNE VICTORIA 3000 AUSTRALIA</p> <p>TEL +61 3 9600 2260 EMAIL MAIL@ELENGERFRASER.COM WWW.ELENGERFRASER.COM</p>	<p>Project No: 16 SPRING STREET BOX HILL, VIC</p> <p>Client: ORION</p> <p>Drawing No: 17106</p> <p>Revision: A0002</p> <p>Sheet: B</p>
---	---



Rev No.	Date	Reason for issue	Issued by	Rev No.	Date	Reason for issue	Issued by	Rev No.	Date	Reason for issue	Issued by
A	14.02.2018	ISSUED FOR TENDER/PERMIT									
B	11.02.2019	ISSUED FOR TENDER/PERMIT									

Qualities of Site
 The information on this plan was prepared by the Surveyor General and the Engineer and is intended to be used for the purposes of the plan only. It is not intended to be used for any other purpose. The Surveyor General and the Engineer accept no liability for any loss or damage arising from the use of this plan for any purpose other than that for which it was prepared.

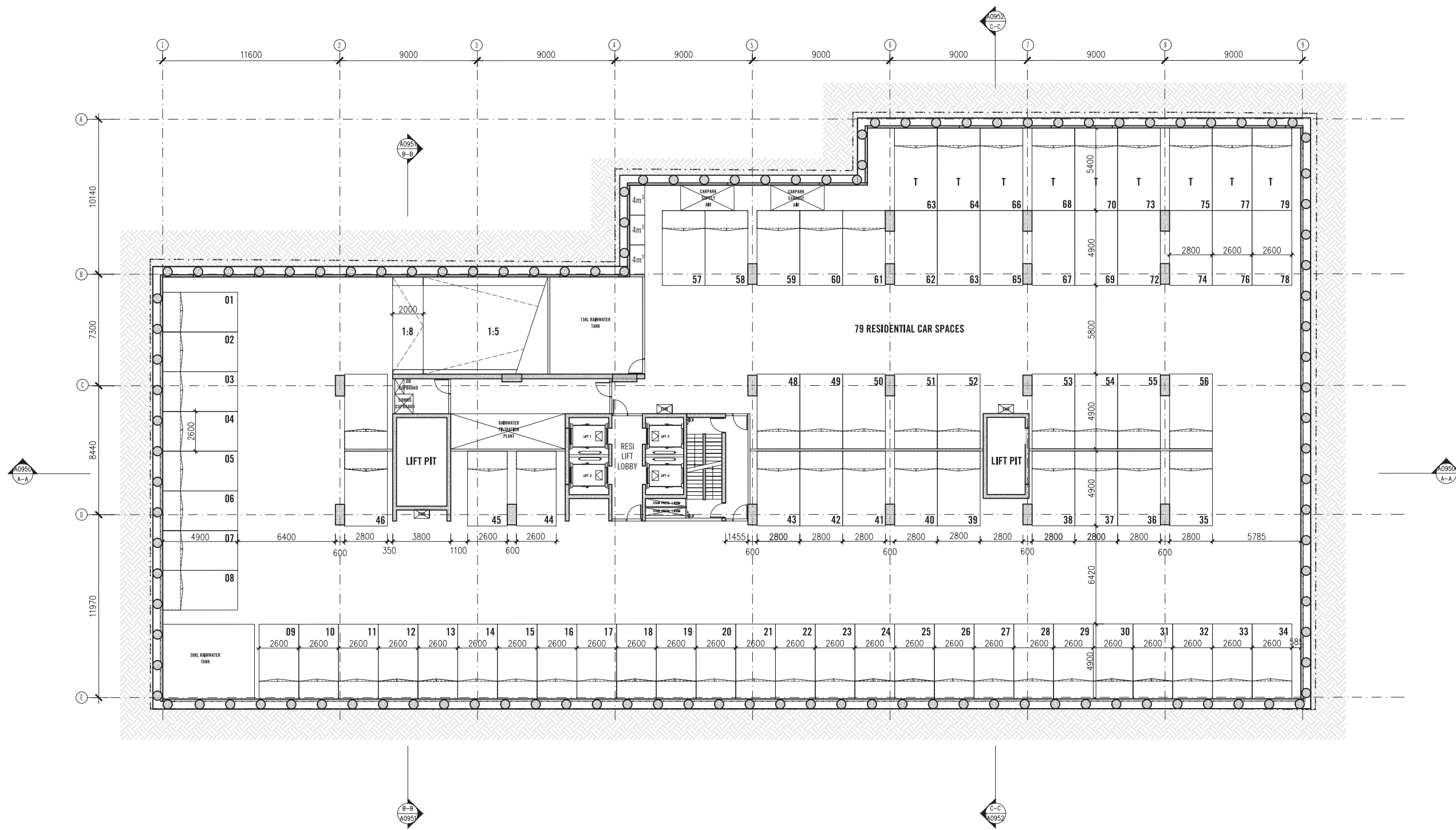
Notes:
 1. All dimensions are in metres unless otherwise stated.
 2. All dimensions are to the centre of the line unless otherwise stated.
 3. All dimensions are to the nearest millimetre unless otherwise stated.
 4. All dimensions are to be rounded to the nearest millimetre unless otherwise stated.
 5. All dimensions are to be rounded to the nearest millimetre unless otherwise stated.
 6. All dimensions are to be rounded to the nearest millimetre unless otherwise stated.
 7. All dimensions are to be rounded to the nearest millimetre unless otherwise stated.
 8. All dimensions are to be rounded to the nearest millimetre unless otherwise stated.
 9. All dimensions are to be rounded to the nearest millimetre unless otherwise stated.
 10. All dimensions are to be rounded to the nearest millimetre unless otherwise stated.

SCALE @ A0 1:100 SCALE @ A2 1:200
PRELIMINARY
NOT FOR CONSTRUCTION

ELENGER FRASER
 LEVEL 1, 150 GREEN STREET
 MELBOURNE VICTORIA 3000 AUSTRALIA
 TEL +61 3 9600 2260
 EMAIL MAIL@ELENBERGFRASER.COM
 WWW.ELENBERGFRASER.COM
 A0003 100 000 000

Project No: **16 SPRING STREET BOX HILL, VIC ORION**
 Drawing No: **17106**
 Revision: **B**

Project No: **TITLE BOUNDARY**
 Drawing No: **17106**
 Revision: **B**



Rev No.	Date	Reason for issue	Issued by	Rev No.	Date	Reason for issue	Issued by
1	14.03.2018	ISSUE FOR TENDER/PERMITS					
2	11.02.2019	ISSUE FOR TENDER/PERMITS					

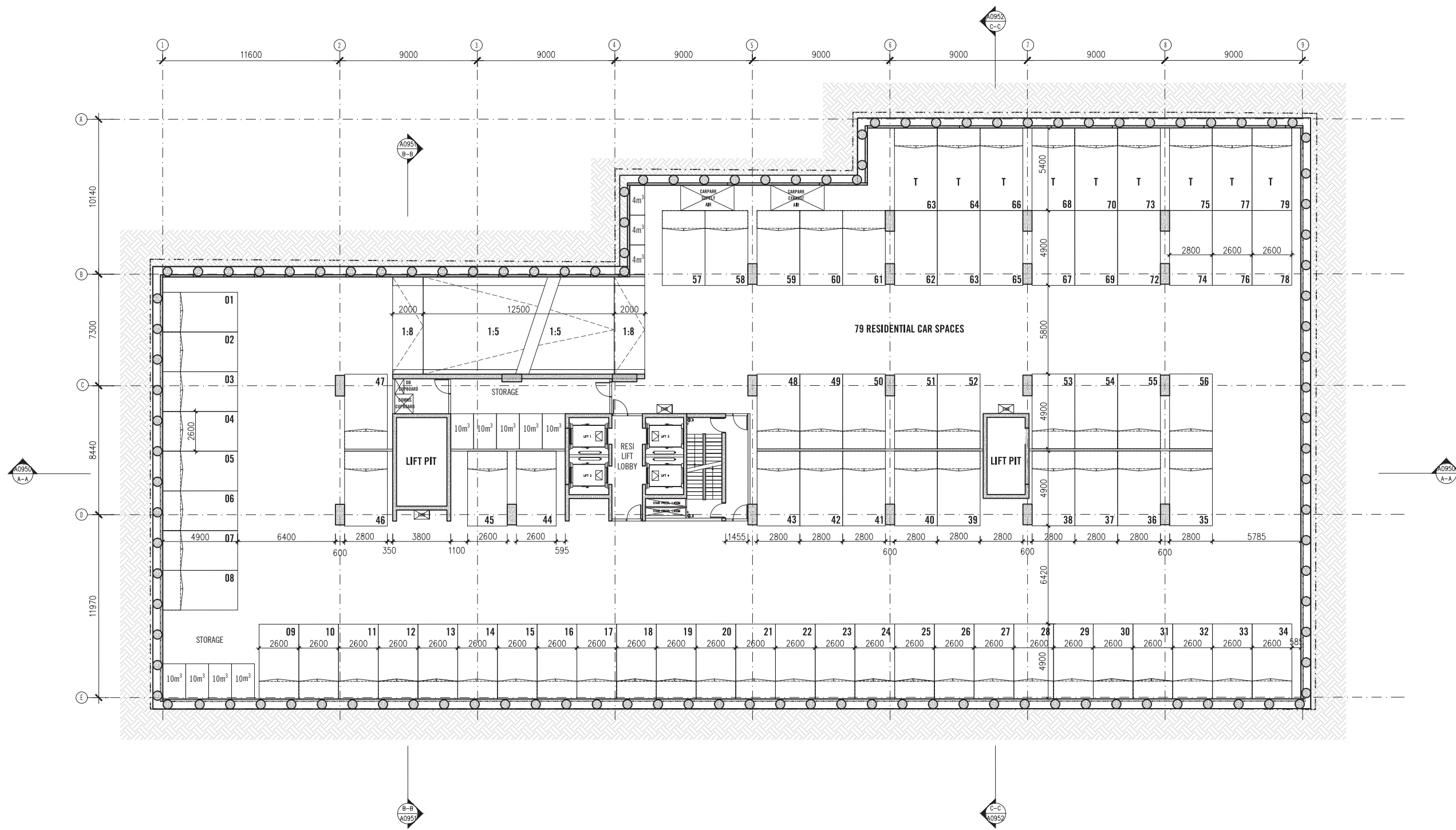
Qualities of Use
 The information on this document is provided for the purpose of the intended use only and is not intended to be used for any other purpose. The user of this information is responsible for ensuring that it is used in accordance with the intended purpose and for any consequences arising from its use. The user of this information is also responsible for ensuring that it is used in accordance with the intended purpose and for any consequences arising from its use.

SCALE @A0 1:100, SCALE @A2 1:200
PRELIMINARY
NOT FOR CONSTRUCTION

ELENGER FRASER
 LEVEL 1, 150 QUEEN STREET
 MELBOURNE VICTORIA 3000 AUSTRALIA
 TEL +61 3 9600 2260
 EMAIL MAIL@ELENBERGFRASER.COM
 WWW.ELENBERGFRASER.COM
 ABN 19 168 188 274

Project No: **16 SPRING STREET BOX HILL, VIC**
 Client: **ORION**

Drawing Title: **GENERAL ARRANGEMENT PLAN BASEMENT B5 FLOOR PLAN**
 Drawing Number: **17106**
 Revision: **B**
 Date: **Jan 25, 2019 - 7:57pm**



Rev. No.	Date	Reason for Issue	Issued By	Rev. No.	Date	Reason for Issue	Issued By
1	14.03.2018	ISSUE FOR TENDER/PERMIT		1	14.03.2018	ISSUE FOR TENDER/PERMIT	
2	11.02.2019	ISSUE FOR TENDER/PERMIT		2	11.02.2019	ISSUE FOR TENDER/PERMIT	

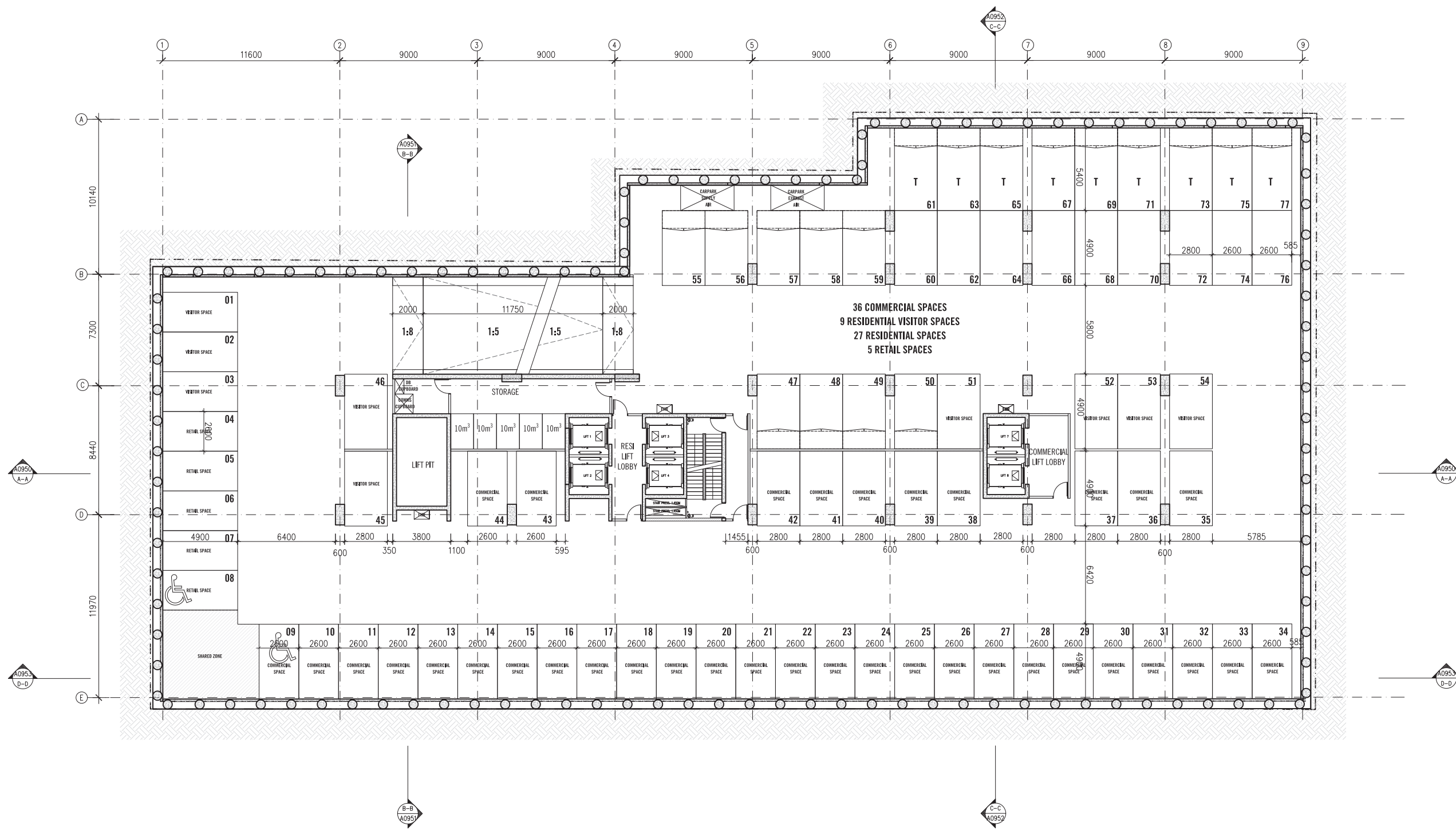
Qualities of Use
 The Client warrants that the information provided in this document is true and correct to the best of their knowledge and belief.
 The Client warrants that the information provided in this document is true and correct to the best of their knowledge and belief.
 The Client warrants that the information provided in this document is true and correct to the best of their knowledge and belief.

SCALE @A0 1:100, SCALE @A2 1:200
PRELIMINARY
NOT FOR CONSTRUCTION

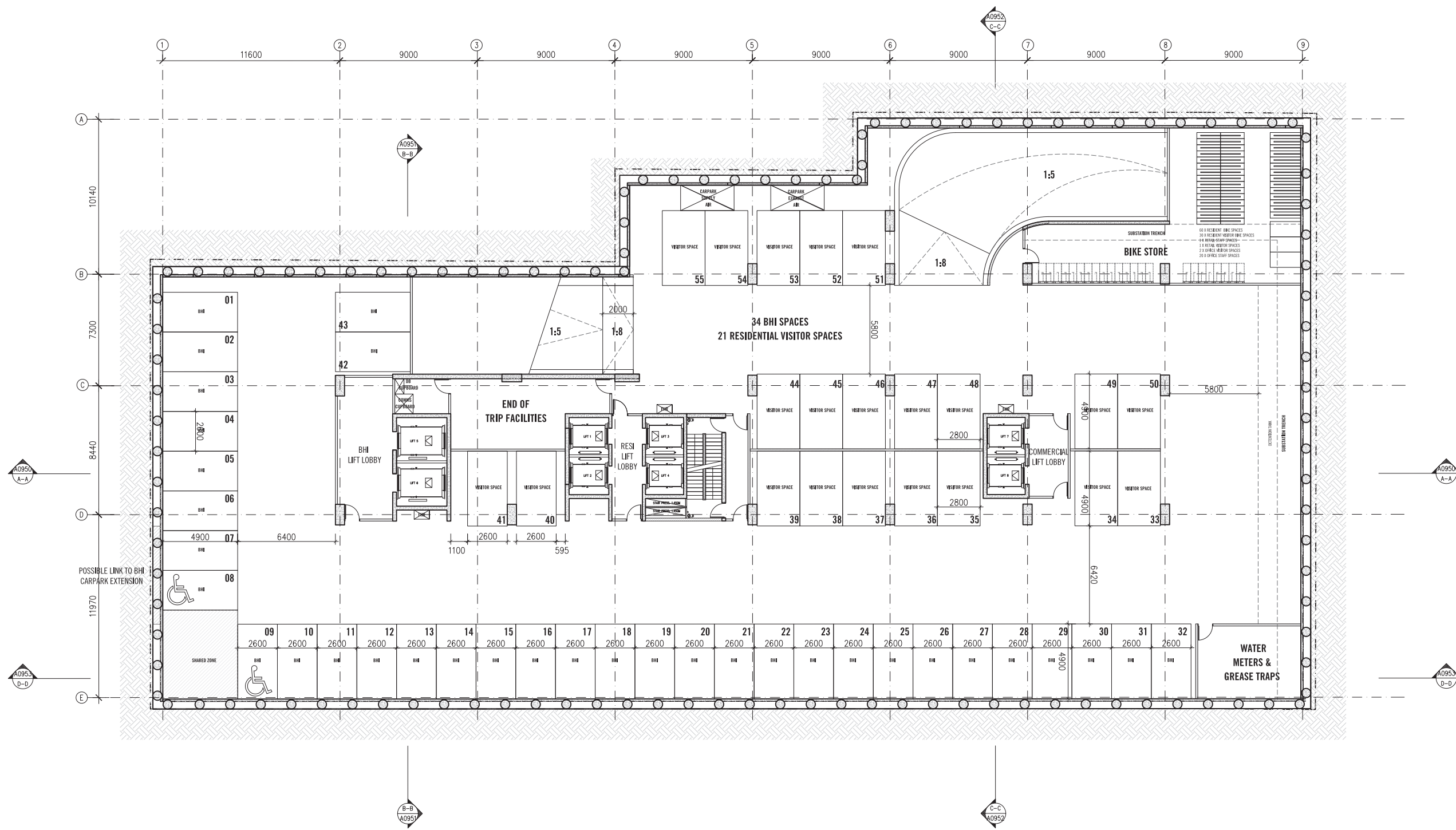
ELENGER FRASER
 LEVEL 1, 150 QUEEN STREET
 MELBOURNE VICTORIA 3000 AUSTRALIA
 TEL +61 3 9600 2260
 EMAIL MAIL@ELENBERGFRASER.COM
 WWW.ELENBERGFRASER.COM
 ABN 19 168 188 276

Project No: **16 SPRING STREET BOX HILL, VIC**
 Client: **ORION**

Drawing Title: **GENERAL ARRANGEMENT PLAN BASEMENT B3-B4 FLOOR PLAN**
 Drawing Number: **17106**
 Revision: **B**



<p>Scale 1:1000 Scale 1:2000 Scale 1:500</p>	<p>Project Name 16 SPRING STREET BOX HILL, VIC ORION INTERNATIONAL</p>	<p>Client ORION INTERNATIONAL</p>	<p>Project No. 17106</p>	<p>Revision A0092 C</p>
<p>PRELIMINARY NOT FOR CONSTRUCTION</p>		<p>ELENBERG FRASER LEVEL 1, 150 GREEN STREET MELBOURNE, VICTORIA 3000 AUSTRALIA TEL +61 3 9600 2260 EMAIL: MAIL@ELENBERGFRASER.COM WWW.ELENBERGFRASER.COM 0901 100 100</p>		<p>DATE Jun 11, 2019 - 1:14pm</p>



Rev.	Date	Reason for Issue	Drawn by	Proj. No.	Date	Project Name	Drawn by	Proj. No.	Date	Project Name	Drawn by	Proj. No.	Date	Project Name	Drawn by
A	14/01/2019	BASED FOR TOWN PLANNING	UN												
B	17/02/2019	BASED FOR TOWN PLANNING	UN												
C	17/02/2019	BASED FOR DEVELOPMENT PLAN PERMITS	UN												

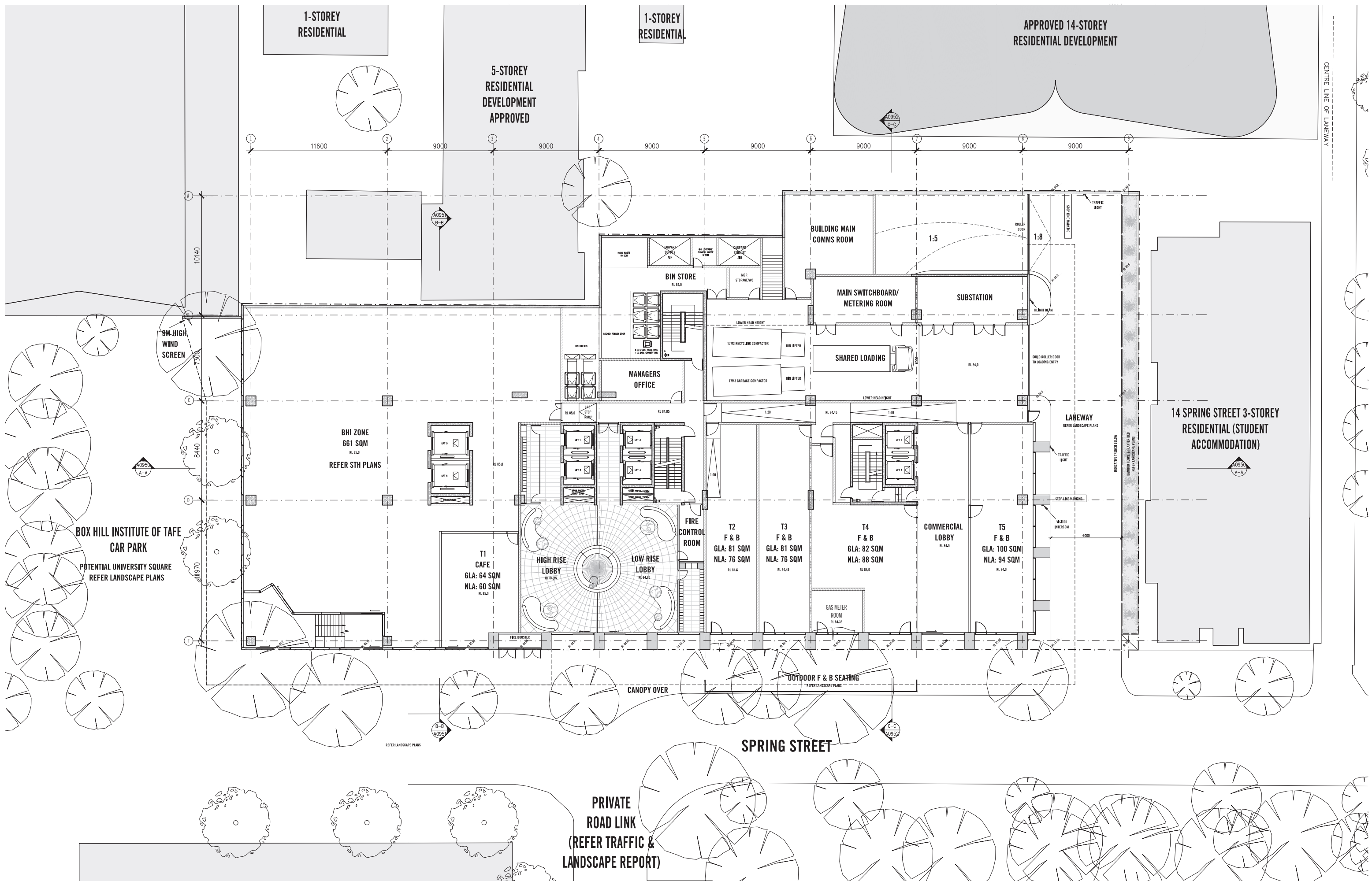
Qualities of the drawings shall be as set out in accordance with the terms of the Standard Contract and the relevant code of practice for the industry. The drawings shall be prepared and checked by the Designer. The Designer shall be responsible for the accuracy and completeness of the drawings. The Designer shall be responsible for the accuracy and completeness of the drawings. The Designer shall be responsible for the accuracy and completeness of the drawings.

SCALE: 1:100, SCALE 1:200
PRELIMINARY
NOT FOR CONSTRUCTION

ELENBERG FRASER
 LEVEL 1, 150 GREEN STREET
 MELBOURNE, VICTORIA 3000, AUSTRALIA
 TEL: +61 3 9600 2260
 EMAIL: MAIL@ELENBERGFRASER.COM
 WWW.ELENBERGFRASER.COM
 090 150 100 100

Project No: **16 SPRING STREET BOX HILL, VIC**
 Client: **ORION INTERNATIONAL**

Project No: **GENERAL ARRANGEMENT PLAN BASEMENT B1 FLOOR PLAN**
 Project Name: **17106**
 Drawing No: **A0093**
 Drawing Date: **TP**
 Scale: **C**



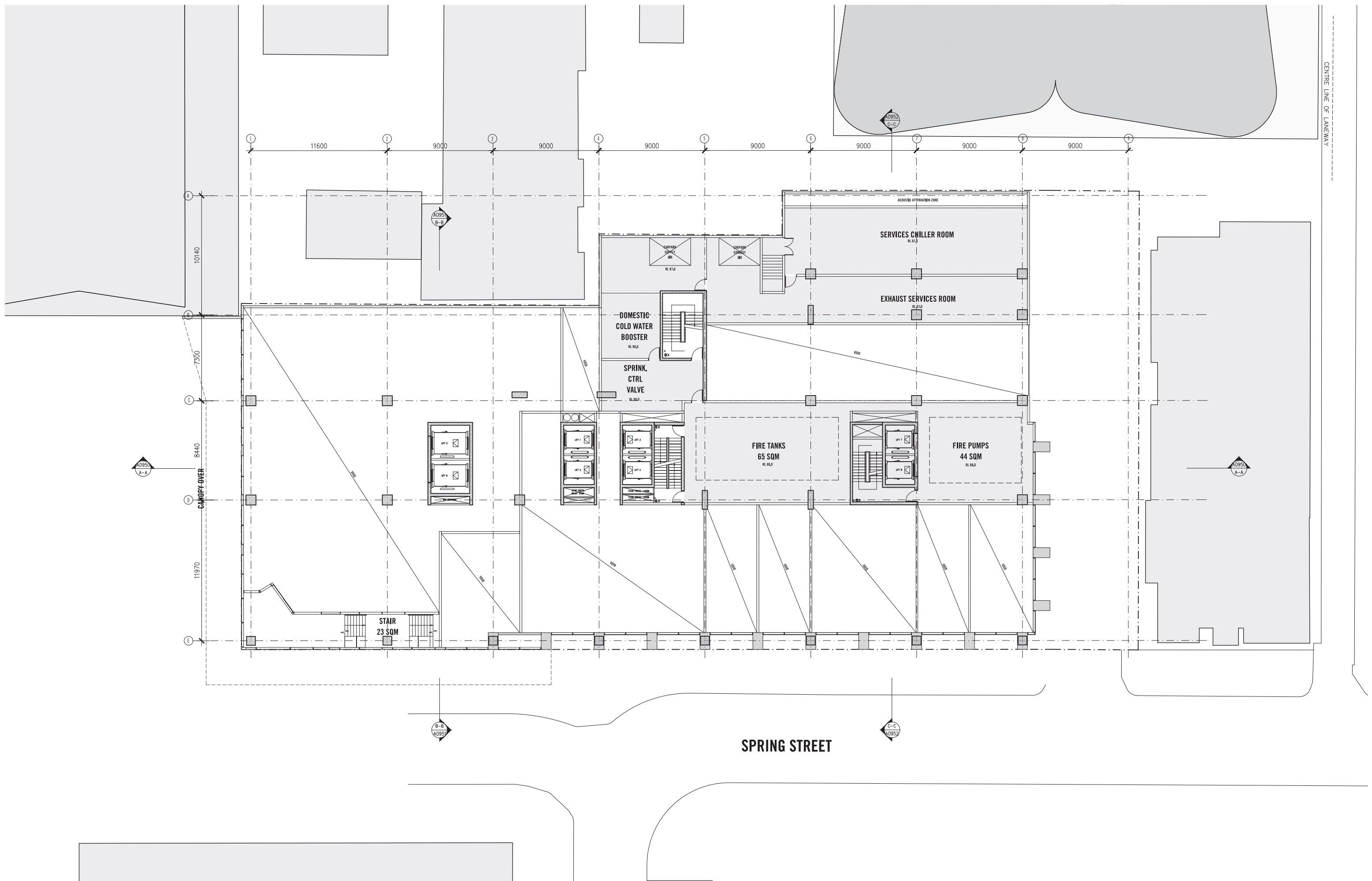
No.	Date	Reason for issue	Issued by	Rev.	Date	Reason for issue	Issued by	Rev.	Date	Reason for issue	Issued by	Rev.	Date	Reason for issue	Issued by	Rev.
1	14.01.2018	ISSUE FOR TENDER	TP	1.0												
2	11.02.2018	ISSUE FOR TENDER	TP	1.0												

Qualities of Use
 This plan is to be used in accordance with the terms of the Planning Agreement and the approved development plan.
 It is not to be used for any other purpose without the written consent of Elenberg Fraser.
 It is not to be used for any other purpose without the written consent of Elenberg Fraser.
 It is not to be used for any other purpose without the written consent of Elenberg Fraser.

Scale and Units
 All dimensions are in millimetres unless otherwise stated.
 All dimensions are in millimetres unless otherwise stated.
 All dimensions are in millimetres unless otherwise stated.

Notes
 1. Refer to the approved development plan for all other details.
 2. Refer to the approved development plan for all other details.
 3. Refer to the approved development plan for all other details.

CENTRE LINE OF LANEWAY



SPRING STREET

Rev. No.	Date	Reason for issue	Issued by	Rev. No.	Date	Reason for issue	Issued by	Rev. No.	Date	Reason for issue	Issued by
1	14.02.2018	ISSUED FOR TENDER/ISSUE		2	11.02.2018	ISSUED FOR TENDER/ISSUE					

Qualities of the drawings shall be as stated or specified in the terms of the tendering document and shall be the responsibility of the client and not of the drafter. The drafter shall be responsible for the accuracy and completeness of the drawings and shall be held responsible for any errors or omissions. The drafter shall be held responsible for any errors or omissions in the drawings and shall be held responsible for any errors or omissions in the drawings and shall be held responsible for any errors or omissions in the drawings.

1. The drafter shall be responsible for the accuracy and completeness of the drawings and shall be held responsible for any errors or omissions in the drawings and shall be held responsible for any errors or omissions in the drawings.

2. The drafter shall be responsible for the accuracy and completeness of the drawings and shall be held responsible for any errors or omissions in the drawings and shall be held responsible for any errors or omissions in the drawings.

3. The drafter shall be responsible for the accuracy and completeness of the drawings and shall be held responsible for any errors or omissions in the drawings and shall be held responsible for any errors or omissions in the drawings.

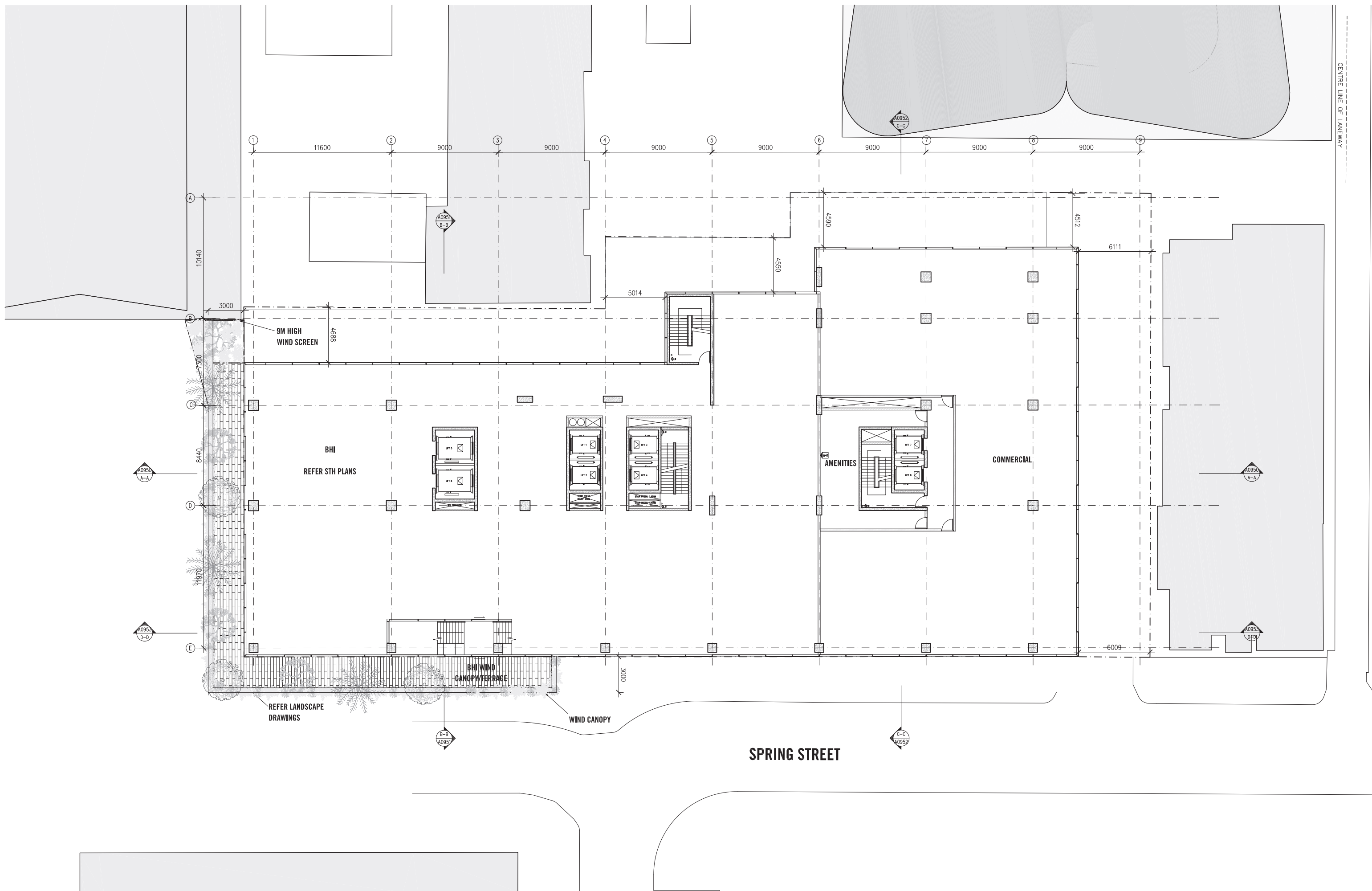
4. The drafter shall be responsible for the accuracy and completeness of the drawings and shall be held responsible for any errors or omissions in the drawings and shall be held responsible for any errors or omissions in the drawings.

5. The drafter shall be responsible for the accuracy and completeness of the drawings and shall be held responsible for any errors or omissions in the drawings and shall be held responsible for any errors or omissions in the drawings.

ELENGER FRASER
 LEVEL 1, 150 QUEEN STREET
 MELBOURNE VICTORIA 3000 AUSTRALIA
 TEL +61 3 9600 2260
 EMAIL MAIL@ELENBERGFRASER.COM
 WWW.ELENBERGFRASER.COM
 AHS 19 100 100

Project No: **16 SPRING STREET BOX HILL, VIC**
 Client: **ORION**

Drawing No: **17106**
 Drawing Title: **GENERAL ARRANGEMENT PLAN GROUND MEZZANINE FLOOR PLAN**
 Revision: **B**
 Drawing Status: **TP**



SPRING STREET

Rev.	Date	Revised by	Revised for	By	Date	Revised by	Revised for	By
A	14/01/2019	MAH	BASED FOR TOWN PLANNING	MAH				
B	17/02/2019	MAH	BASED FOR TOWN PLANNING	MAH				
C	17/02/2019	MAH	BASED FOR DEVELOPMENT PLAN PERMITS	MAH				

**PRELIMINARY
NOT FOR CONSTRUCTION**

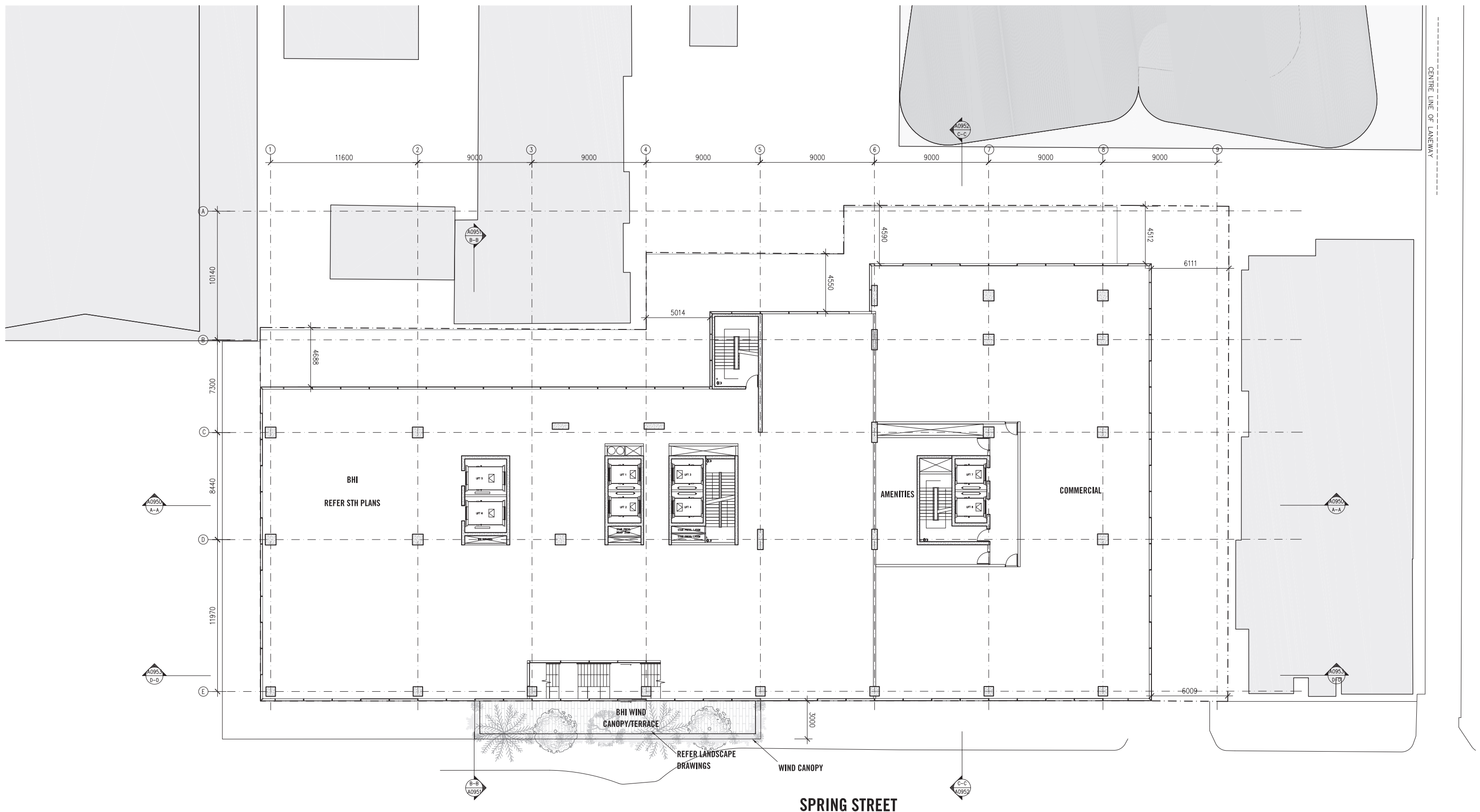
SCALE @A0 1:100 SCALE @A2 1:200
**PRELIMINARY
NOT FOR CONSTRUCTION**

ELENBERG FRASER
LEVEL 1, 150 GREEN STREET
MELBOURNE, VICTORIA 3000 AUSTRALIA
TEL +61 3 9608 2260
EMAIL MAH@ELENBERGFRASER.COM
WWW.ELENBERGFRASER.COM

**16 SPRING STREET
BOX HILL, VIC
ORION INTERNATIONAL**

**GENERAL ARRANGEMENT PLAN
LEVEL 01 FLOOR PLAN**
Project No: **17106**
Drawing No: **A0101**
Scale: **C**

CENTRE LINE OF LANEWAY



SPRING STREET

Rev.	Date	Reason for Issue	Issued by	Rev.	Date	Reason for Issue	Issued by
A	14/02/2019	BASED FOR TOWN PLANNING	ML				
B	17/02/2019	BASED FOR TOWN PLANNING	ML				
C	17/02/2019	BASED FOR DEVELOPMENT PLAN PERMITS	ML				

NOT FOR CONSTRUCTION

SCALE @A0 1:100 SCALE @A2 1:200

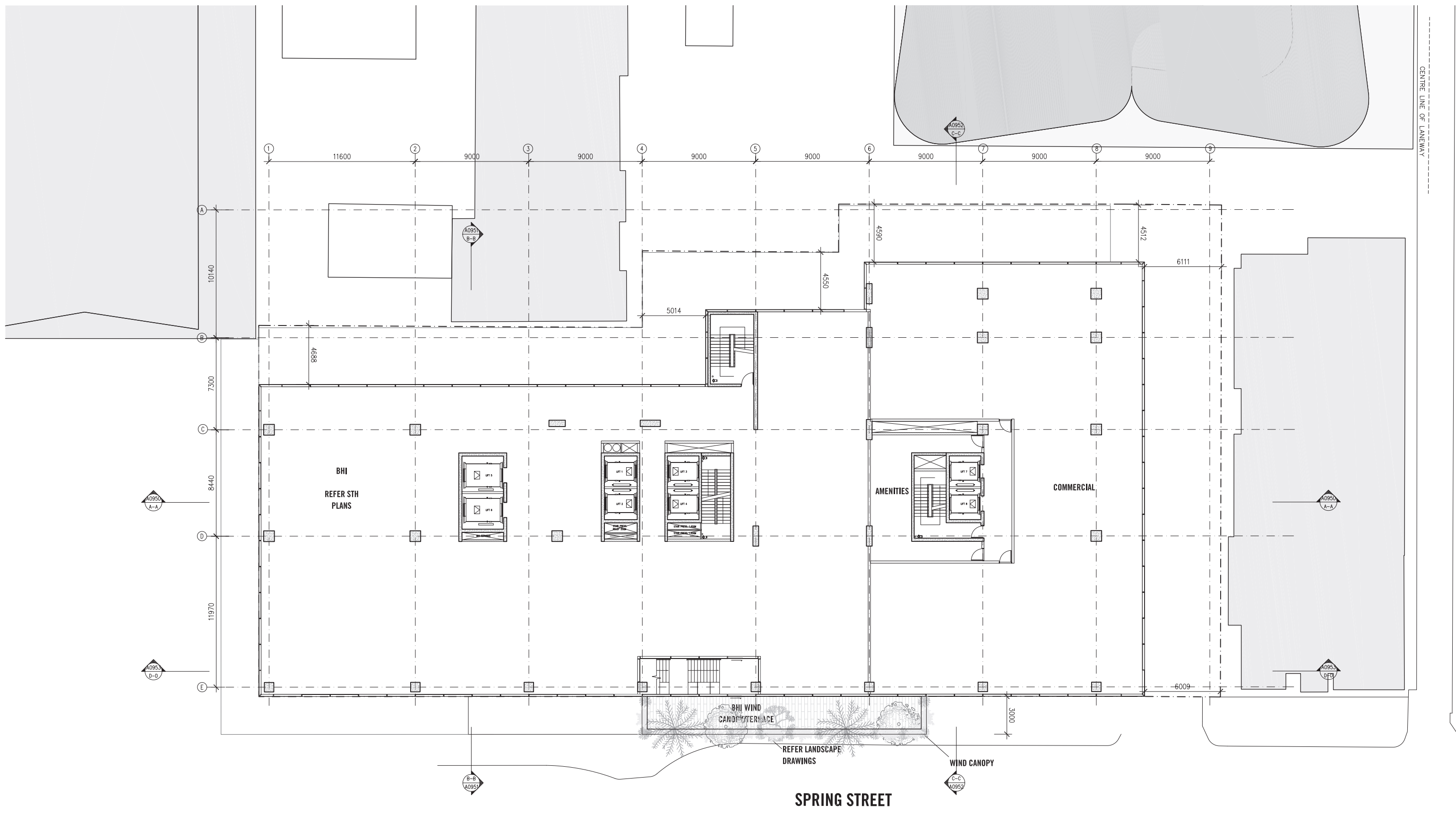
Project No: 16 SPRING STREET
 LEVEL 1, 150 GREEN STREET
 MELBOURNE, VICTORIA 3000 AUSTRALIA
 TEL +61 3 9608 2260
 EMAIL: MAIL@ELENBERGFRASER.COM
 WWW.ELENBERGFRASER.COM
 000 19 100 170

ELENBERG FRASER

16 SPRING STREET
 BOX HILL, VIC
 ORION INTERNATIONAL

Project No: 17106
 Drawing No: A0102
 Scale: C

Project No: 16 SPRING STREET
 LEVEL 02 FLOOR PLAN
 Date: Jun 11, 2019 - 1:15pm



Rev.	Date	Reason for Issue	Issued by	Rev.	Date	Reason for Issue	Issued by
A	12/01/2019	BASED FOR TOWN PLANNING	MF				
B	12/02/2019	BASED FOR TOWN PLANNING	MF				
C	12/02/2019	BASED FOR DEVELOPMENT PLAN PERMITS	MF				

Qualities of Use
 This drawing is to be used as a guide only. It is the responsibility of the client to ensure that the design of the project meets all applicable regulatory requirements. The client is responsible for obtaining all necessary permits and approvals. The client is also responsible for ensuring that the design is consistent with the relevant regulatory requirements. The client is also responsible for ensuring that the design is consistent with the relevant regulatory requirements.

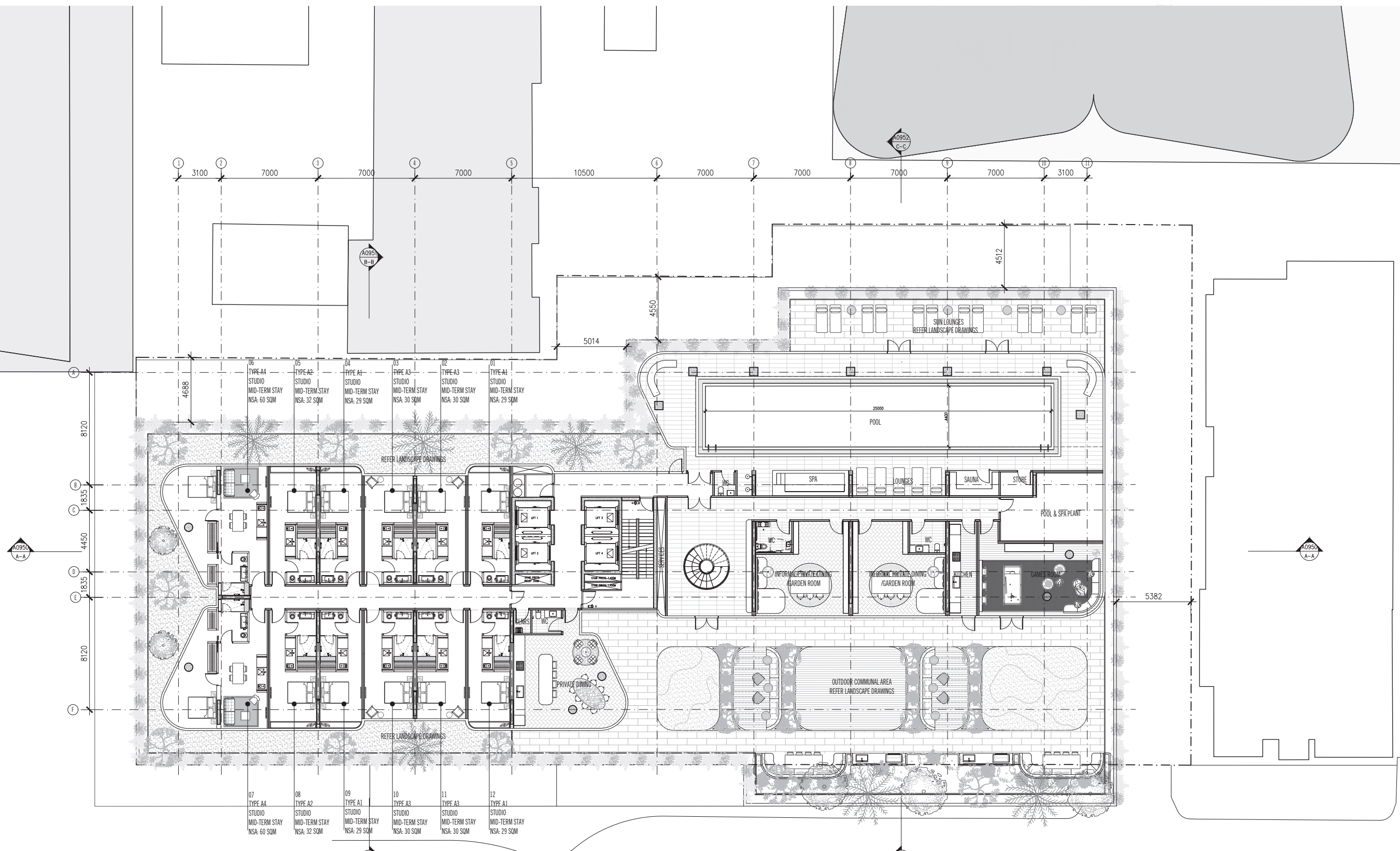
SCALE: (A0) 1:100, SCALE (A2) 1:200
PRELIMINARY
NOT FOR CONSTRUCTION

ELENBERG FRASER
 LEVEL 1, 150 GREEN STREET
 MELBOURNE, VICTORIA 3000, AUSTRALIA
 TEL: +61 3 9608 2260
 EMAIL: MAIL@ELENBERGFRASER.COM
 WWW.ELENBERGFRASER.COM
 090 19 100 170

Project No: **16 SPRING STREET BOX HILL, VIC**
 Client: **ORION INTERNATIONAL**

Project No: **GENERAL ARRANGEMENT PLAN LEVEL 03 FLOOR PLAN**
 Drawing No: **17106**
 Title: **A0103**
 Scale: **C**

CENTRE LINE OF LANEWAY



SPRING STREET

Rev No.	Date	Reason for Issue	Issued By	Rev No.	Date	Reason for Issue	Issued By	Rev No.	Date	Reason for Issue	Issued By
1	14.03.2018	ISSUE FOR TENDER									
2	11.02.2019	ISSUE FOR TENDER									

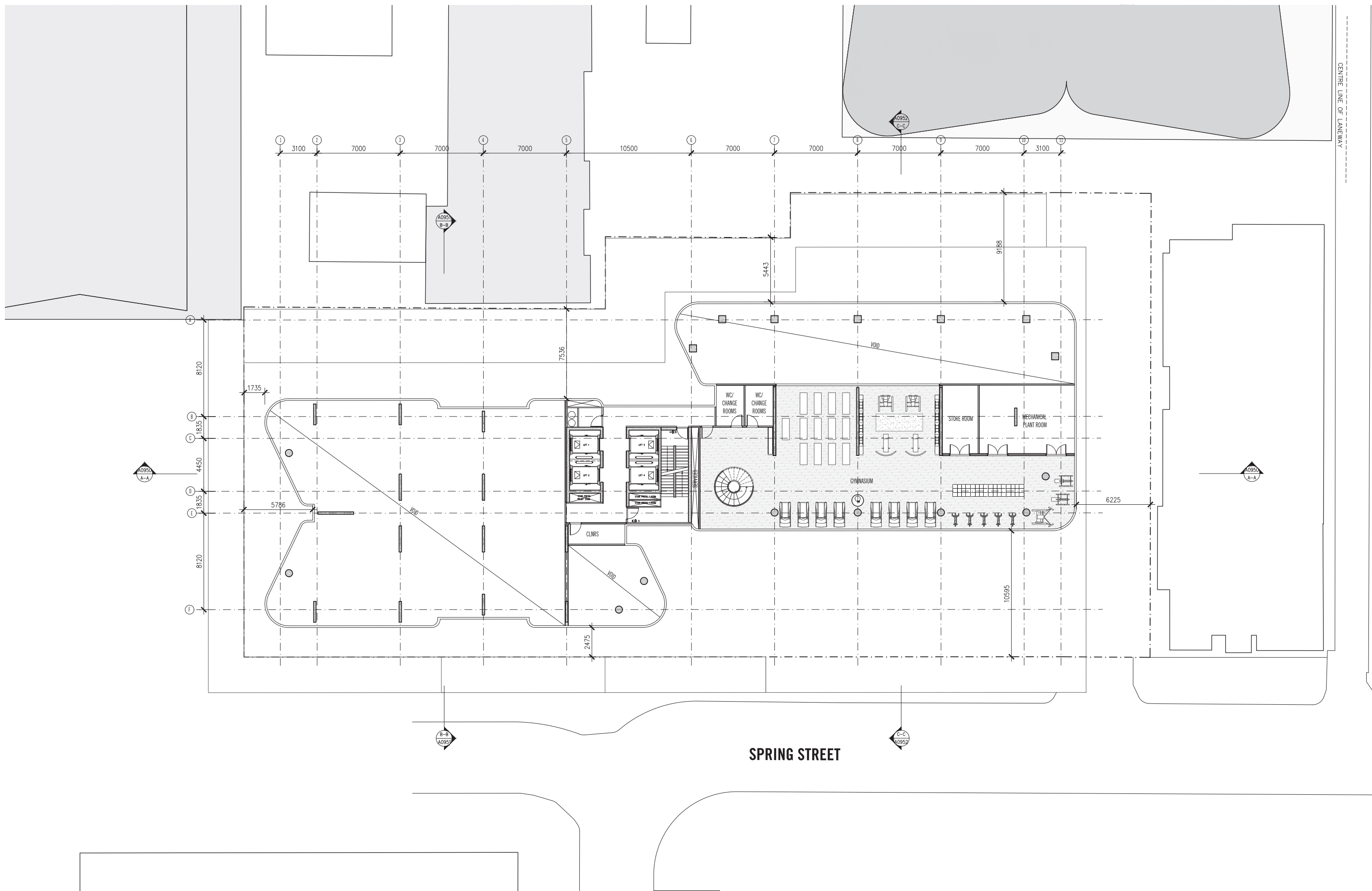
Qualities of the design and construction of the building shall be the responsibility of the contractor and shall be subject to the approval of the architect. The architect shall not be responsible for the design and construction of the building or any part thereof. The architect shall not be responsible for the design and construction of the building or any part thereof. The architect shall not be responsible for the design and construction of the building or any part thereof.

SCALE @A0 1:100, SCALE @A2 1:200
PRELIMINARY
NOT FOR CONSTRUCTION

ELENBERG FRASER
 LEVEL 1, 150 GREEN STREET
 MELBOURNE, VICTORIA 3000, AUSTRALIA
 TEL: +61 3 9600 2260
 EMAIL: MAIL@ELENBERGFRASER.COM
 WWW.ELENBERGFRASER.COM
 08619 100 100

Project No: **16 SPRING STREET BOX HILL, VIC**
 Client: **ORION**

Drawing Title: **GENERAL ARRANGEMENT PLAN LEVEL 04 FLOOR PLAN**
 Project Number: **17106**
 Drawing Number: **A0104**
 Revision: **B**



SPRING STREET

Rev No.	Date	Reason for issue	Issued by	Rev No.	Date	Reason for issue	Issued by	Rev No.	Date	Reason for issue	Issued by
1	14.01.2019	ISSUE FOR TENDER PURPOSES									
2	11.02.2019	ISSUE FOR TENDER PURPOSES (R1)									

**PRELIMINARY
NOT FOR CONSTRUCTION**

SCALE @A0 1:100, SCALE @A2 1:200
**PRELIMINARY
NOT FOR CONSTRUCTION**



ELENGER FRASER
LEVEL 1, 150 GREEN STREET
MELBOURNE, VICTORIA 3000, AUSTRALIA
TEL: +61 3 9600 2260
EMAIL: MAIL@ELENBERGFRASER.COM
WWW.ELENBERGFRASER.COM
ABN 17 100 188 174

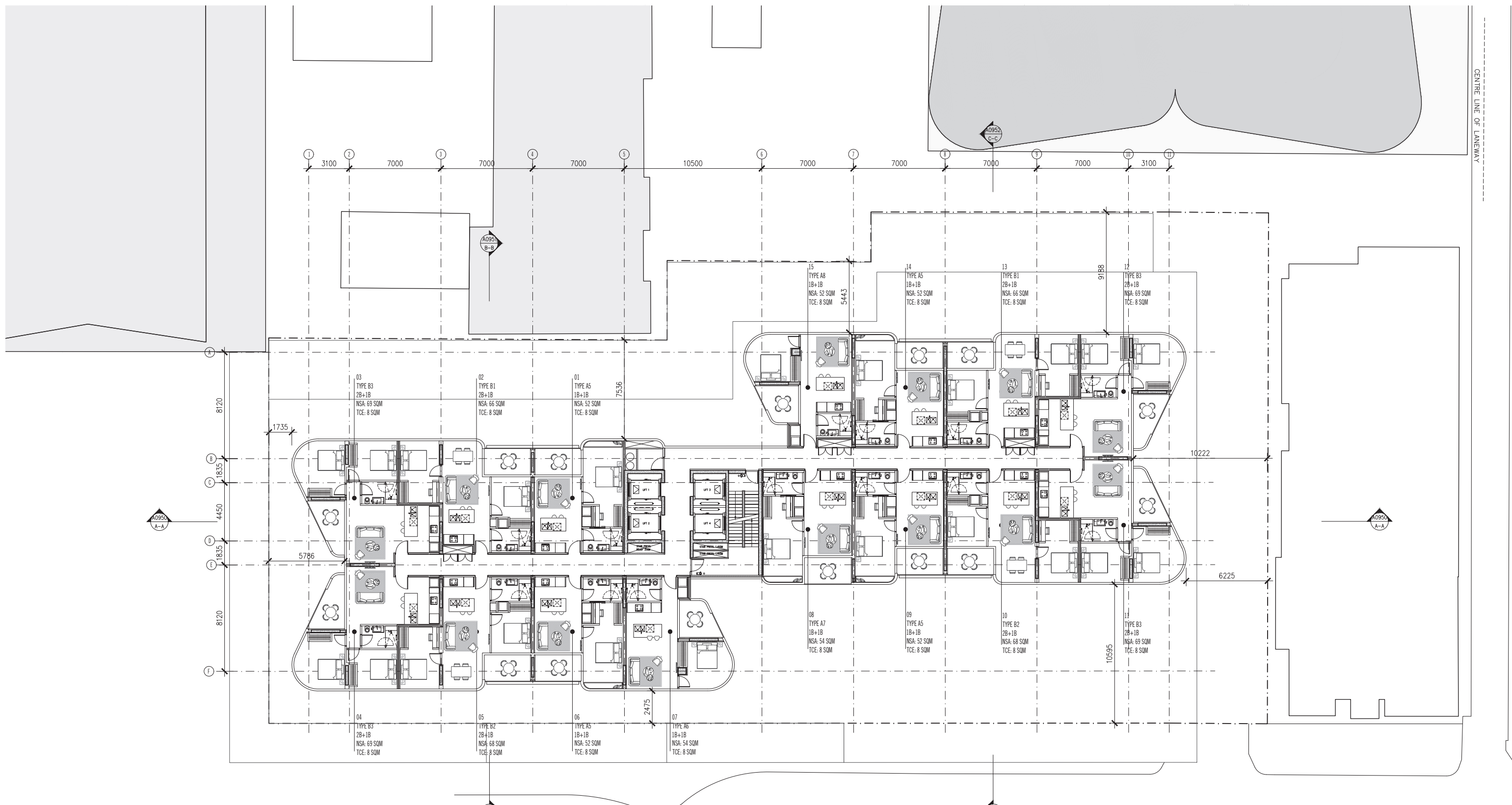
Project Title
**16 SPRING STREET
BOX HILL, VIC**
Client
ORION

Drawing Title
**GENERAL ARRANGEMENT PLAN
LEVEL 04 MEZZANINE FLOOR PLAN**

Project Number 17106	Drawing Number A0104M
Sheet Number TP	Revision B

Jan 25, 2019 - 6:46pm

CENTRE LINE OF LANEWAY



SPRING STREET

Rev.	Date	Reason for issue	Issued by	Rev.	Date	Reason for issue	Issued by	Rev.	Date	Reason for issue	Issued by
1	14.03.2018	ISSUE FOR TENDER/PERMIT	...	2	12.03.2018	ISSUE FOR TENDER/PERMIT	...	3

Qualities of Use
 This document is a preliminary design and is not intended for construction. It is subject to change without notice. The client is responsible for ensuring that the design meets all applicable regulatory requirements. The architect is not responsible for any errors or omissions in this document. The client is responsible for obtaining all necessary permits and approvals. The architect is not responsible for any costs associated with the design process. The client is responsible for providing all necessary information and data. The architect is not responsible for any delays or cancellations. The client is responsible for providing all necessary information and data. The architect is not responsible for any delays or cancellations.

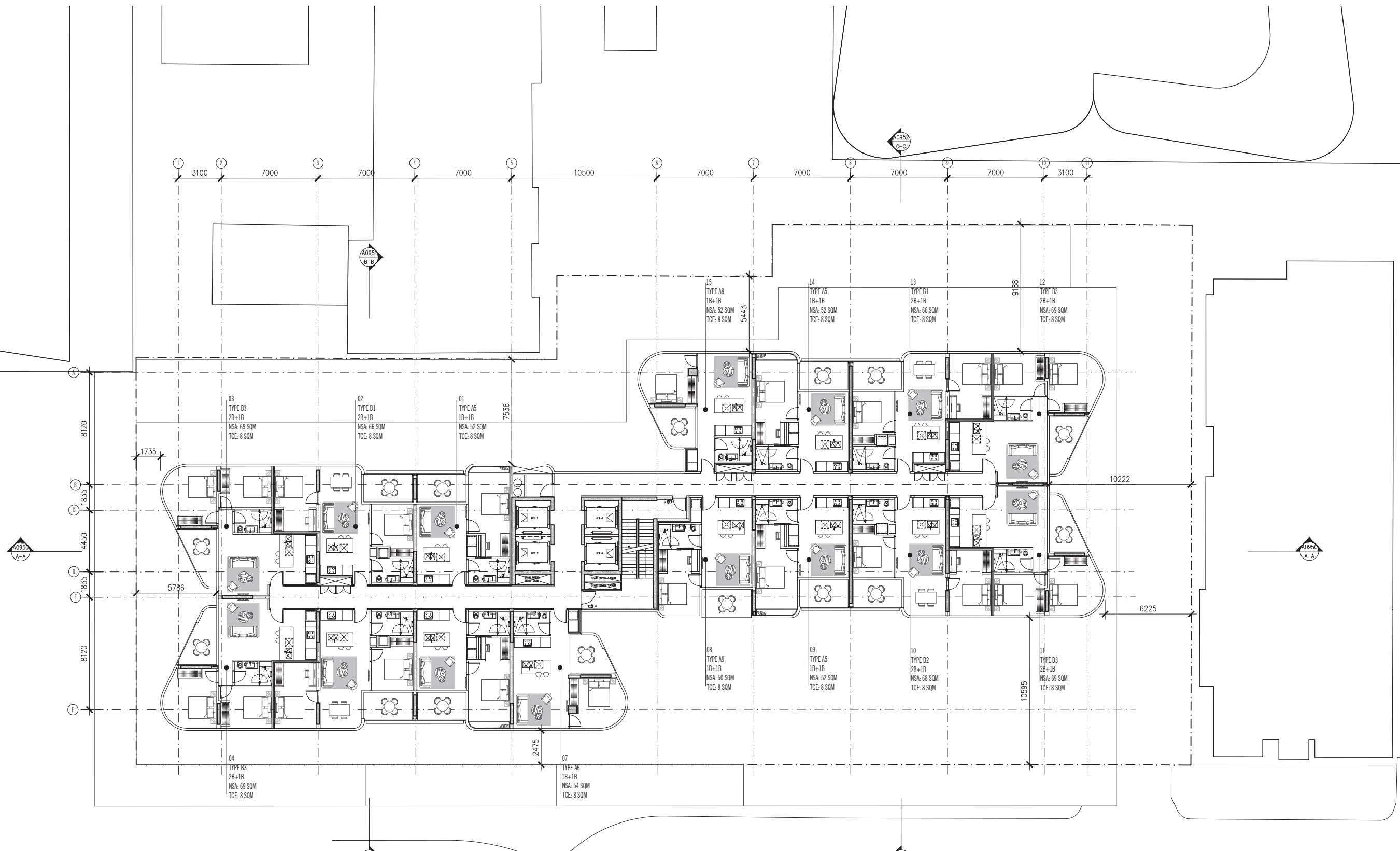
SCALE: 1:100, SCALE 1:200
PRELIMINARY
NOT FOR CONSTRUCTION

ELENGER FRASER
 LEVEL 1, 150 GREEN STREET
 MELBOURNE VICTORIA 3000 AUSTRALIA
 TEL +61 3 9600 2260
 EMAIL MAIL@ELENBERGFRASER.COM
 WWW.ELENBERGFRASER.COM
 ABB 19 100 100 100

Project No: **16 SPRING STREET**
BOX HILL, VIC
 Client: **ORION**

Drawing Title: **GENERAL ARRANGEMENT PLAN**
LEVEL 05-12 FLOOR PLAN
 Drawing Number: **17106**
 Revision: **B**
 Date: **Jan 25, 2019 - 6:47pm**

CENTRE LINE OF LANEWAY



SPRING STREET

No.	Date	Revised for issue	Issued by	No.	Date	Revised for issue	Issued by	No.	Date	Revised for issue	Issued by
1	13.12.2018	ISSUED FOR TENDER									

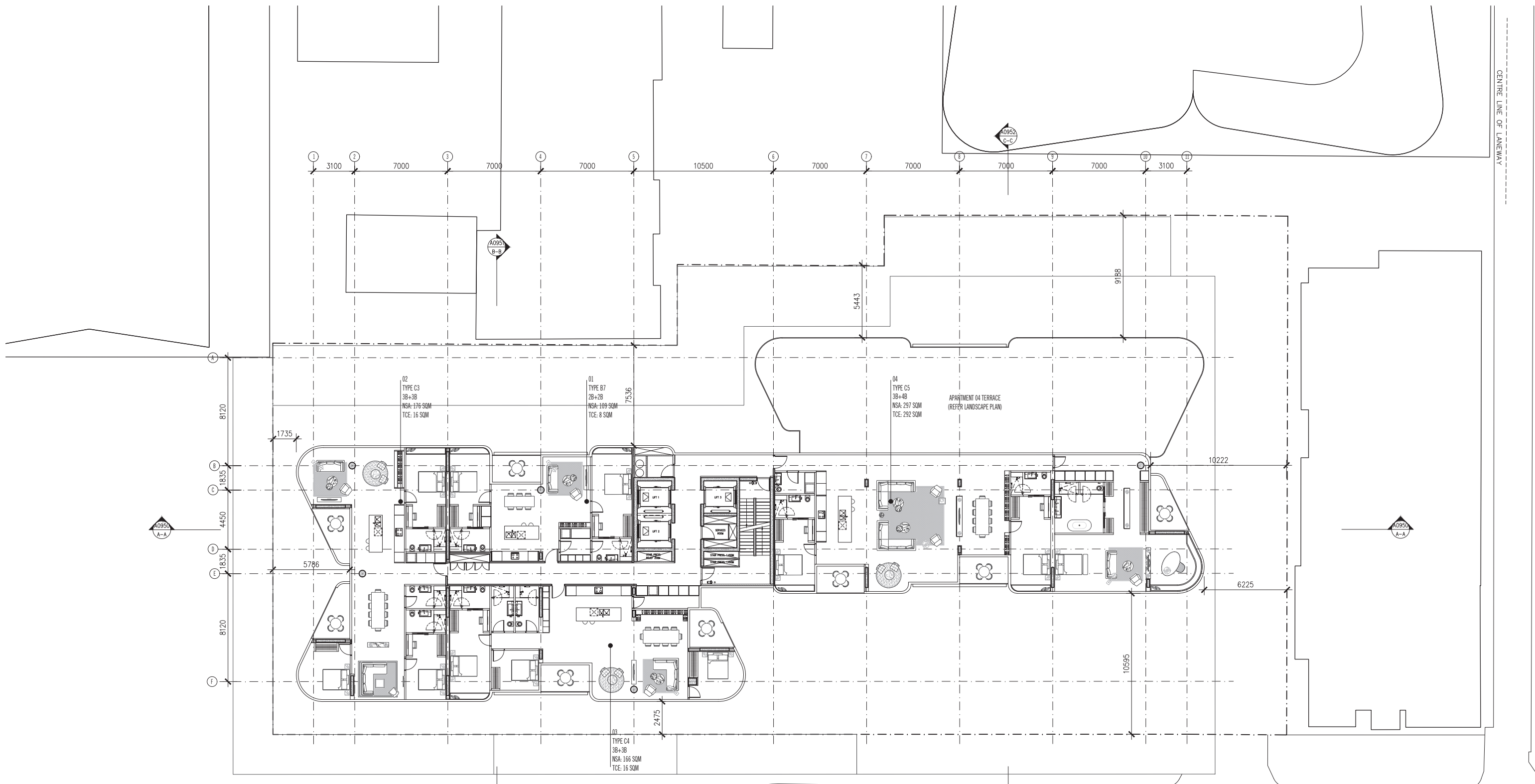
Qualities of Use
 This document is a preliminary design and is not intended for construction. It is subject to change without notice. The client is responsible for ensuring that the design meets all applicable regulatory requirements. The architect is not responsible for any errors or omissions in this document. The client is responsible for ensuring that the design meets all applicable regulatory requirements. The architect is not responsible for any errors or omissions in this document.

SCALE: A0 1:100, SCALE: A2 1:200
PRELIMINARY
NOT FOR CONSTRUCTION

ELENGER FRASER
 LEVEL 1, 150 QUEEN STREET
 MELBOURNE, VICTORIA, 3000 AUSTRALIA
 TEL: +61 3 9600 2260
 EMAIL: MAIL@ELENBERGFRASER.COM
 WWW.ELENBERGFRASER.COM
 ABB 19 100 100 100

Project No: **16 SPRING STREET BOX HILL, VIC**
 Client: **ORION**

Drawing Title: **GENERAL ARRANGEMENT PLAN LEVEL 13-17 FLOOR PLAN**
 Project Number: **17106**
 Drawing Status: **TP**
 Revision: **A0113**
 Revision: **A**
 Date: **Jan 25, 2019 - 6:47pm**



SPRING STREET

CENTRE LINE OF LANEWAY

No.	Date	Reason for issue	Issued by	Rev.	Date	Reason for issue	Issued by	Rev.	Date	Reason for issue	Issued by	Rev.	Date	Reason for issue	Issued by	Rev.
1	13.12.2018	ISSUED FOR TENDER														

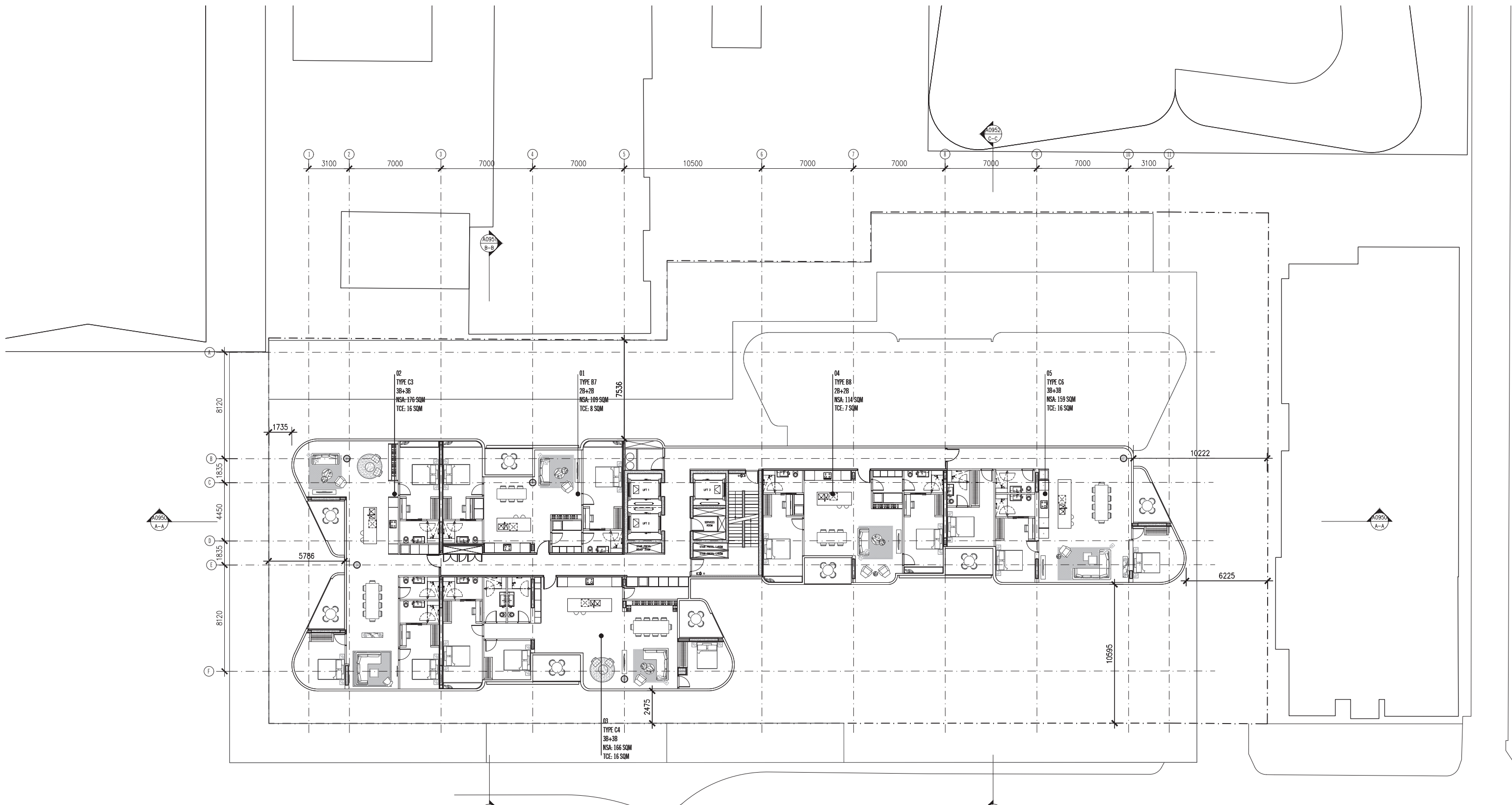
Qualities of the design and construction of the building shall be in accordance with the Building Code of Australia (BCA) and the relevant standards of the Australian Standards (AS) and the relevant standards of the International Building Code (IBC). The design shall be in accordance with the BCA and the relevant standards of the Australian Standards (AS) and the relevant standards of the International Building Code (IBC). The design shall be in accordance with the BCA and the relevant standards of the Australian Standards (AS) and the relevant standards of the International Building Code (IBC).

SCALE: A40 1:100, SCALE: A42 1:200
PRELIMINARY
NOT FOR CONSTRUCTION

ELENGER FRASER
 LEVEL 1, 150 QUEEN STREET
 MELBOURNE, VICTORIA 3000 AUSTRALIA
 TEL: +61 3 9600 2260
 EMAIL: MAIL@ELENBERGFRASER.COM
 WWW.ELENBERGFRASER.COM
 ABBY@ELENBERGFRASER.COM

Project No: **16 SPRING STREET BOX HILL, VIC**
 Client: **ORION**

Drawing Title: **GENERAL ARRANGEMENT PLAN LEVEL 25 FLOOR PLAN**
 Drawing Number: **17106**
 Revision: **A**



SPRING STREET

No.	Date	Revised for issue	Issued by	No.	Date	Revised for issue	Issued by	No.	Date	Revised for issue	Issued by
1	14.03.2018	ISSUE FOR TENDER/PERMIT									
2	11.02.2019	ISSUE FOR TENDER/PERMIT									

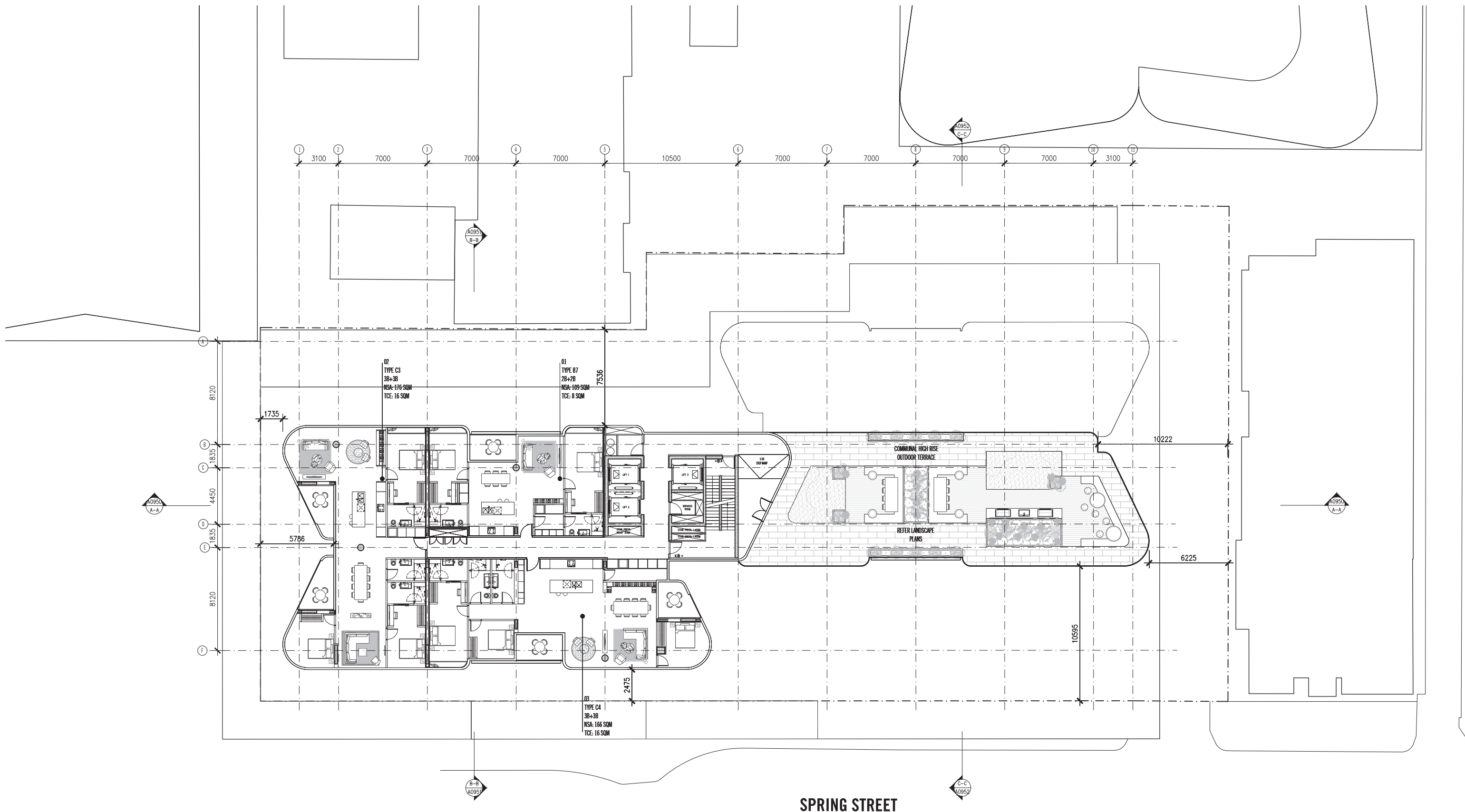
Qualities of the...
 SCALE @A0 1:100, SCALE @A2 1:200
PRELIMINARY
NOT FOR CONSTRUCTION



ELENGER FRASER
 LEVEL 1, 150 QUEEN STREET
 MELBOURNE, VICTORIA 3000 AUSTRALIA
 TEL +61 3 9600 2260
 EMAIL MAIL@ELENBERGFRASER.COM
 WWW.ELENBERGFRASER.COM
 ABB 17 100 100

Project Title
16 SPRING STREET
BOX HILL, VIC
 Client
ORION

Drawing Title
GENERAL ARRANGEMENT PLAN
LEVEL 26 FLOOR PLAN
 Project Number
17106
 Drawing Number
A0126
 Revision
B



SPRING STREET

No.	Date	Revised for issue	Issued by	No.	Date	Revised for issue	Issued by	No.	Date	Revised for issue	Issued by	No.	Date	Revised for issue	Issued by
1	14.03.2018	ISSUE FOR TENDER/PERMIT													
2	11.02.2019	ISSUE FOR TENDER/PERMIT													

**PRELIMINARY
NOT FOR CONSTRUCTION**

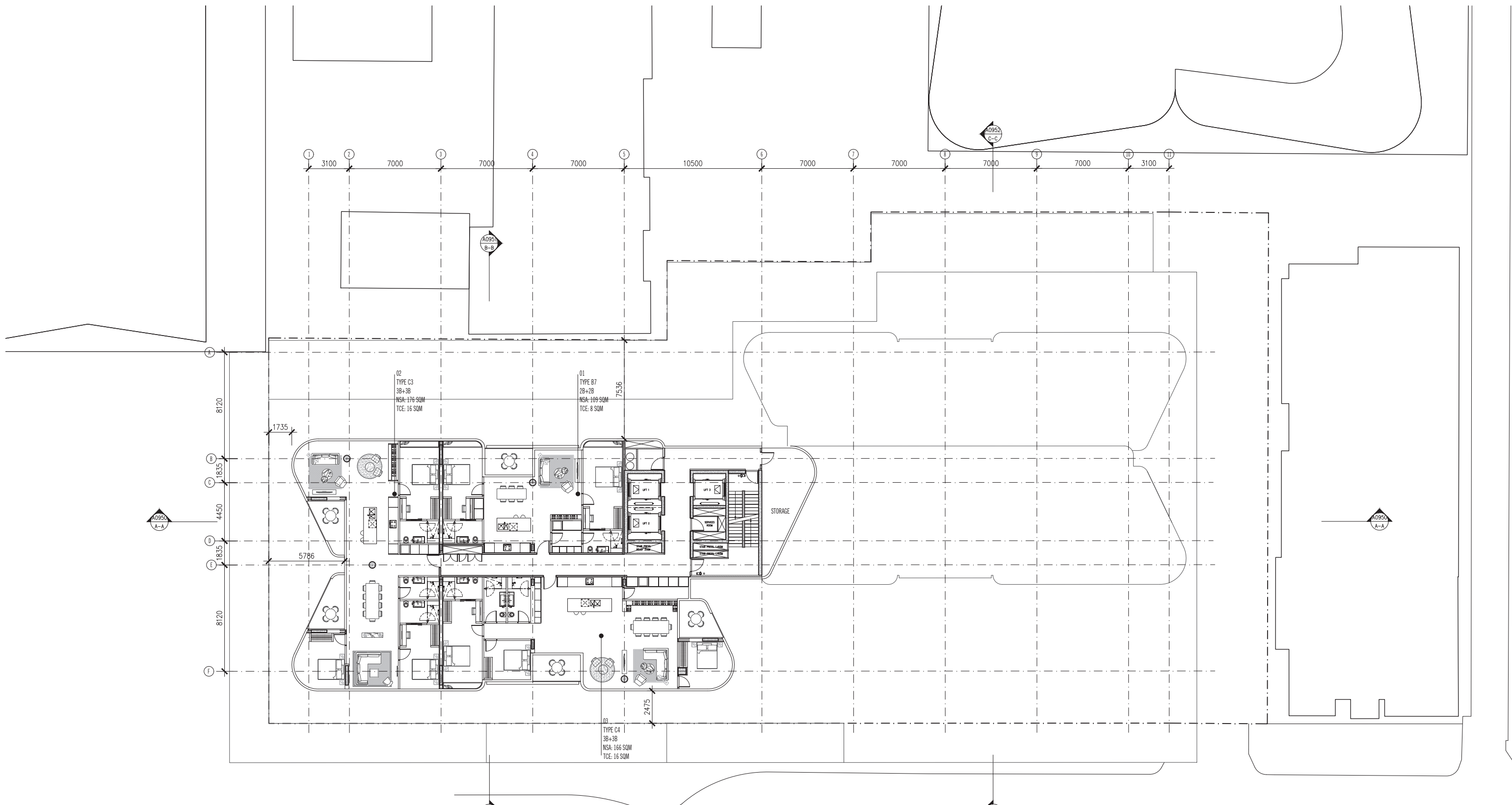
Scale: 1:100, 1:200
 SCALE @A0 1:100, SCALE @A2 1:200
 Project: 16 SPRING STREET
 LEVEL 1, 150 QUEEN STREET
 MELBOURNE, VICTORIA, 3000 AUSTRALIA
 TEL: +61 3 9600 2260
 EMAIL: MAIL@ELENBERGFRASER.COM
 WWW.ELENBERGFRASER.COM
 ABB 17 100 100 000

ELENBERG FRASER
 LEVEL 1, 150 QUEEN STREET
 MELBOURNE, VICTORIA, 3000 AUSTRALIA
 TEL: +61 3 9600 2260
 EMAIL: MAIL@ELENBERGFRASER.COM
 WWW.ELENBERGFRASER.COM
 ABB 17 100 100 000

Project No: 16 SPRING STREET
 BOX HILL, VIC
 Client: ORION

Drawing Title: GENERAL ARRANGEMENT PLAN
 LEVEL 27 FLOOR PLAN

Project Number: 17106
 Drawing Number: A0127
 Revision: B
 Date: Jan 25, 2019 - 6:50pm



SPRING STREET

No.	Date	Revised for issue	Issued by	No.	Date	Revised for issue	Issued by	No.	Date	Revised for issue	Issued by	No.	Date	Revised for issue	Issued by
1	13.12.2018	ISSUED FOR TENDER													

PRELIMINARY
NOT FOR CONSTRUCTION

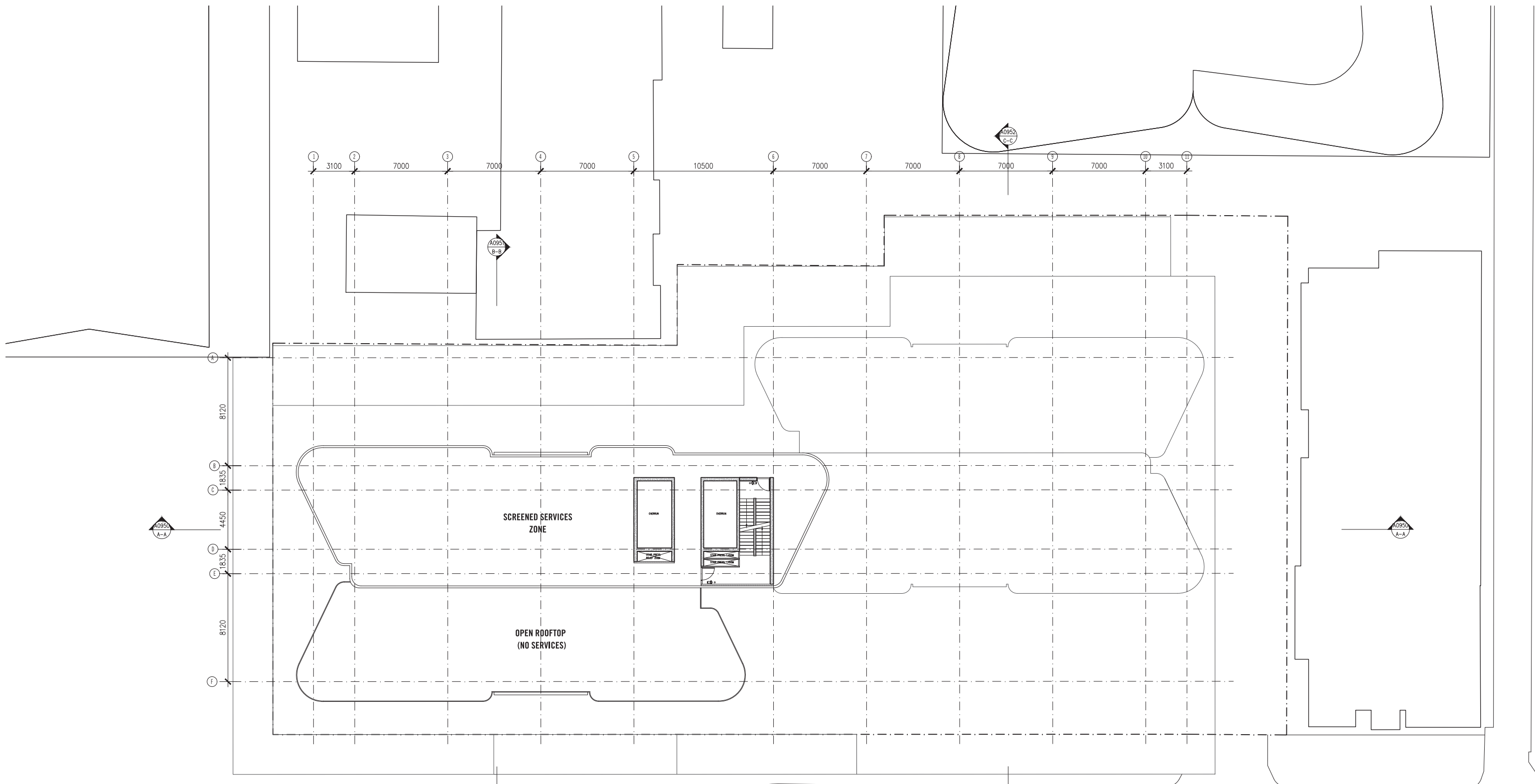
SCALE @A0 1:100, SCALE @A2 1:200
PRELIMINARY
NOT FOR CONSTRUCTION



ELENGER FRASER
LEVEL 1, 150 QUEEN STREET
MELBOURNE, VICTORIA 3000 AUSTRALIA
TEL +61 3 9600 2260
EMAIL MAIL@ELENBERGFRASER.COM
WWW.ELENBERGFRASER.COM
ABN 79 188 188 174

Project No: **16 SPRING STREET**
BOX HILL, VIC
Client: **ORION**

Drawing Title: **GENERAL ARRANGEMENT PLAN**
LEVEL 28 FLOOR PLAN
Drawing Number: **17106**
Revision: **A**



SPRING STREET

No.	Date	Reason for issue	Issued by	No.	Date	Reason for issue	Issued by	No.	Date	Reason for issue	Issued by	No.	Date	Reason for issue	Issued by
1	14.02.2018	ISSUE FOR TENDER/PERMIT													
2	11.02.2018	ISSUE FOR TENDER/PERMIT													

Qualities of the work and work is provided to the best of the knowledge and belief of the Architect and is not to be construed as a warranty or guarantee of any kind. The Architect is not responsible for the design of any structure or equipment or for the safety of any person or property. The Architect is not responsible for the design of any structure or equipment or for the safety of any person or property. The Architect is not responsible for the design of any structure or equipment or for the safety of any person or property.

SCALE @A0 1:100, SCALE @A2 1:200

PRELIMINARY
NOT FOR CONSTRUCTION

Report any discrepancies to the Architect for decision before proceeding with the work.

ELENGER FRASER
LEVEL 1, 150 QUEEN STREET
MELBOURNE, VICTORIA 3000 AUSTRALIA
TEL: +61 3 9600 2260
EMAIL: MAIL@ELENBERFRASER.COM
WWW.ELENBERFRASER.COM
ABN 17 146 188 174

Project No: **16 SPRING STREET BOX HILL, VIC ORION**

Drawing Title: **GENERAL ARRANGEMENT PLAN ROOF PLAN**

Project Number: **17106**

Revision: **B**

Drawing Status: **TP**


Issue Number: **A0129**

Revision: **B**

Jan 25, 2018 - 6:53pm

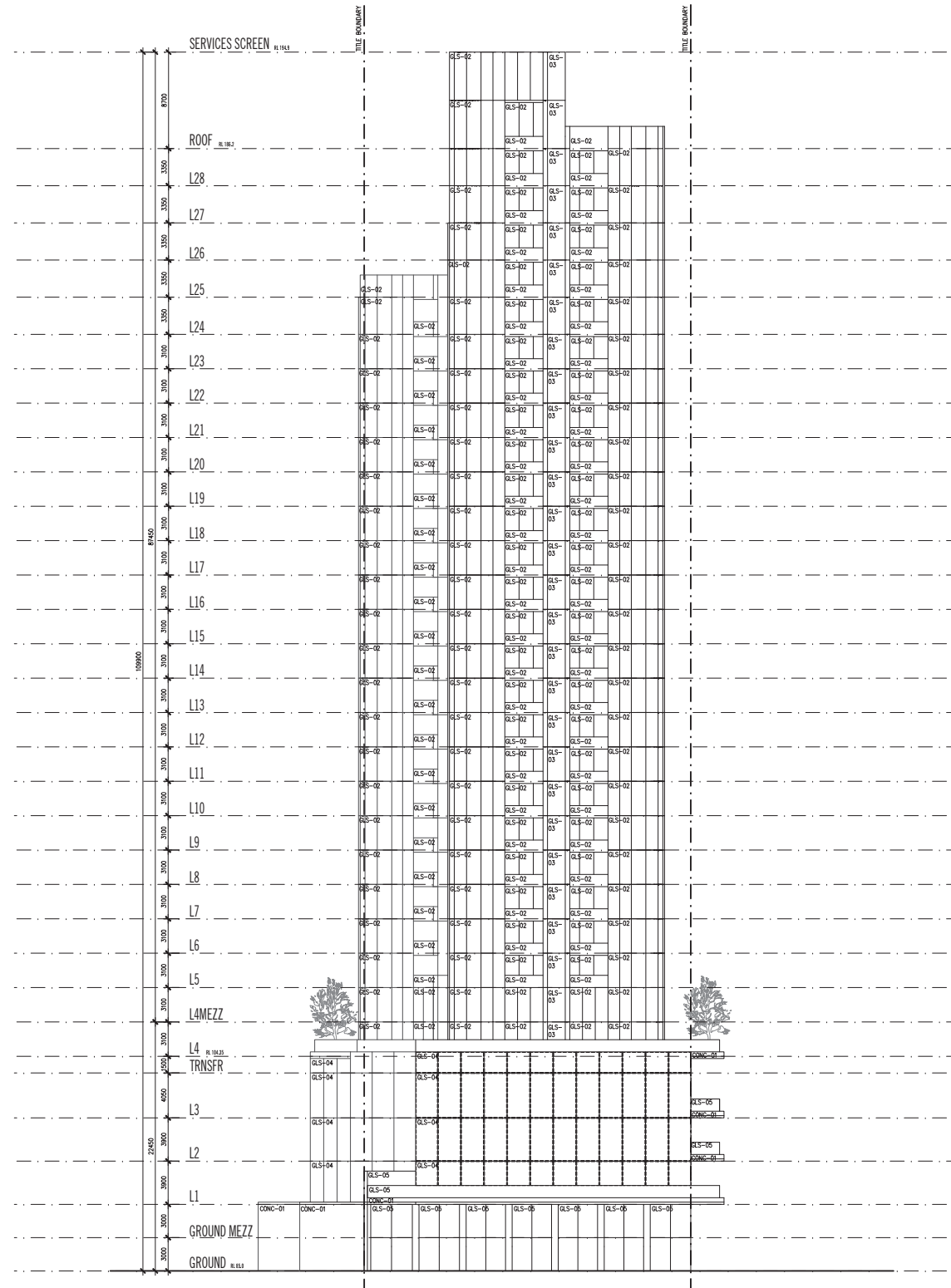
LEGEND - ELEVATION

CODE	DESCRIPTION
GLS-01	BLUSH GLASS
GLS-02	SILVER/CHAMPAGNE DIOPHIC GLASS
GLS-03	SMOKE GREY GLASS
GLS-04	SILVER GLASS
GLS-05	CLEAR GLASS
CONC-01	TEXTURED PRECAST CONCRETE - MID GREY
DIP-01	TILT PANEL DOOR, BLACK
FIN-01	POWDERCOATED BLACK METAL FRAME (SURROUNDS GLS-01)




LEGEND - ELEVATION

CODE	DESCRIPTION
GLS-01	BLUSH GLASS
GLS-02	SILVER/CHAMPAGNE DIOPHIC GLASS
GLS-03	SMOKE GREY GLASS
GLS-04	SILVER GLASS
GLS-05	CLEAR GLASS
CONC-01	TEXTURED PRECAST CONCRETE - MID GREY
DFP-01	TILT PANEL DOOR, BLACK
FIN-01	POWDERCOATED BLACK METAL FRAME (SURROUNDS GLS-01)



LEGEND - ELEVATION

CODE	DESCRIPTION
GLS-01	BLUSH GLASS
GLS-02	SILVER/CHAMPAGNE DIOPHIC GLASS
GLS-03	SMOKE GREY GLASS
GLS-04	SILVER GLASS
GLS-05	CLEAR GLASS
CONC-01	TEXTURED PRECAST CONCRETE - MID GREY
TPF-01	TILT PANEL DOOR, BLACK
FM-01	POWDERCOATED BLACK METAL FRAME (SURROUNDS GLS-01)



Rev No.	Date	Reason for Issue	Issued By	Rev No.	Date	Reason for Issue	Issued By	Rev No.	Date	Reason for Issue	Issued By	Rev No.	Date	Reason for Issue	Issued By
1	14.03.2014	ISSUED FOR TENDER	IA												
2	12.02.2014	ISSUED FOR TENDER	IA												

NOT FOR CONSTRUCTION

SCALE: 1:200, SCALE 1:400

PRELIMINARY

NOT FOR CONSTRUCTION

Report any discrepancies to the Architect before proceeding with the work.

ELENBERG FRASER

LEVEL 1, 160 QUEEN STREET
MELBOURNE VICTORIA 3000 AUSTRALIA
TEL: +61 3 9600 2260
EMAIL: MAIL@ELENBERGFRASER.COM
WWW.ELENBERGFRASER.COM

Project Title: **16 SPRING STREET BOX HILL, VIC ORION**

Drawing Title: **EAST ELEVATION**

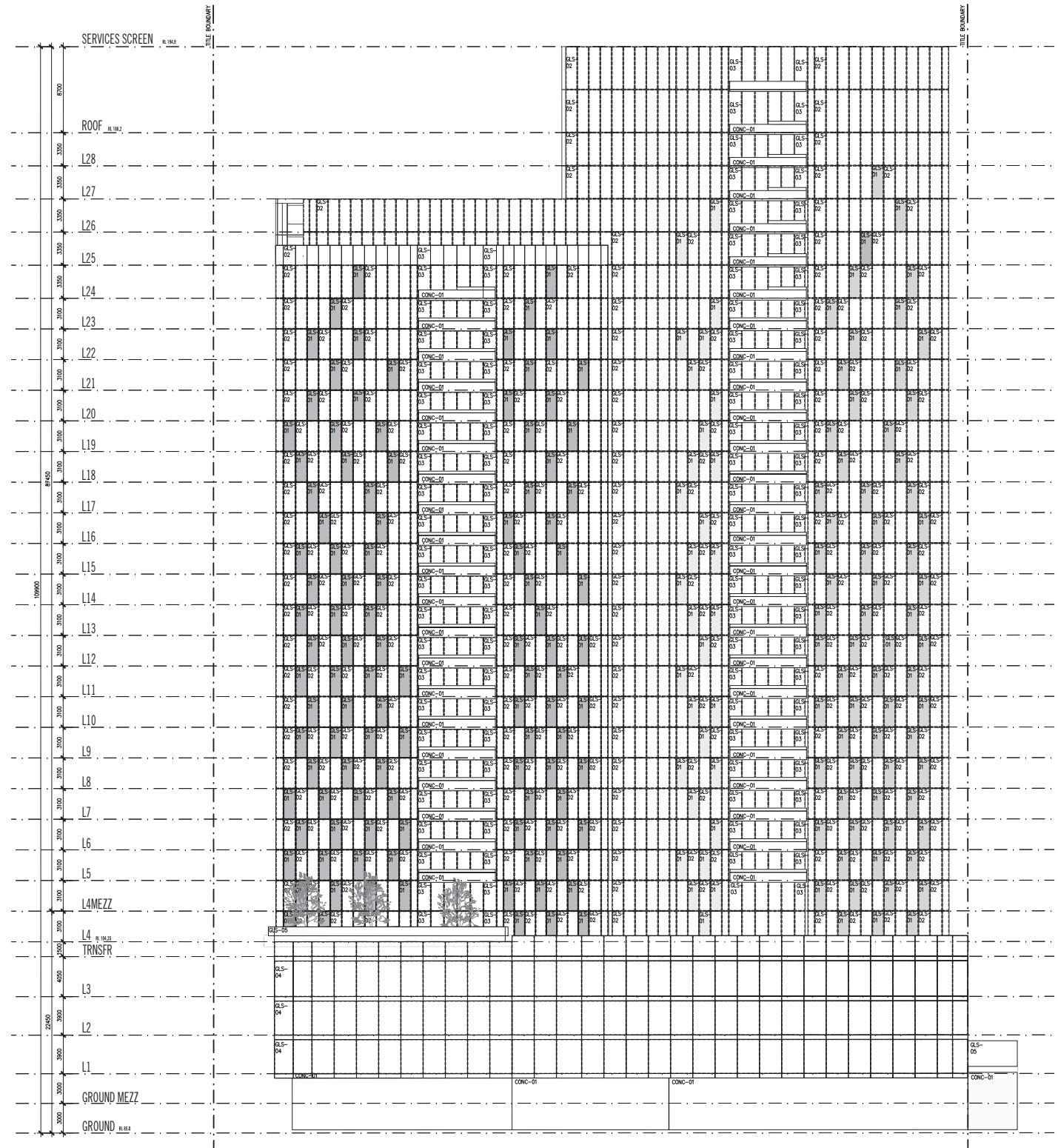
Project Number: **17106**

Drawing Number: **A0902**

Sheet: **8**

LEGEND - ELEVATION

CODE	DESCRIPTION
GLS-01	BLUSH GLASS
GLS-02	SILVER/CHAMPAGNE DIOPHIC GLASS
GLS-03	SMOKE GREY GLASS
GLS-04	SILVER GLASS
GLS-05	CLEAR GLASS
CONC-01	TEXTURED PRECAST CONCRETE - MID GREY
TPF-01	TILT PANEL DOOR, BLACK
FIN-01	POWDERCOATED BLACK METAL FRAME (SURROUNDS GLS-01)



No.	Date	Revised for	Issued by	No.	Date	Revised for	Issued by	No.	Date	Revised for	Issued by	No.	Date	Revised for	Issued by
1	14.03.2019	ISSUE FOR TENDER	IA												
2	13.02.2018	ISSUE FOR TENDER	IA												

NOT FOR CONSTRUCTION

SCALE @A0 1:200, SCALE @A2 1:400

PRELIMINARY

NOT FOR CONSTRUCTION

Report any discrepancies to the Architect for resolution before proceeding with the work.

ELENBERG FRASER

LEVEL 1, 160 QUEEN STREET
MELBOURNE VICTORIA 3000 AUSTRALIA
TEL: +61 3 9600 2260
EMAIL: MAIL@ELENBERGFRASER.COM
WWW.ELENBERGFRASER.COM
AHS 17 100 100 100

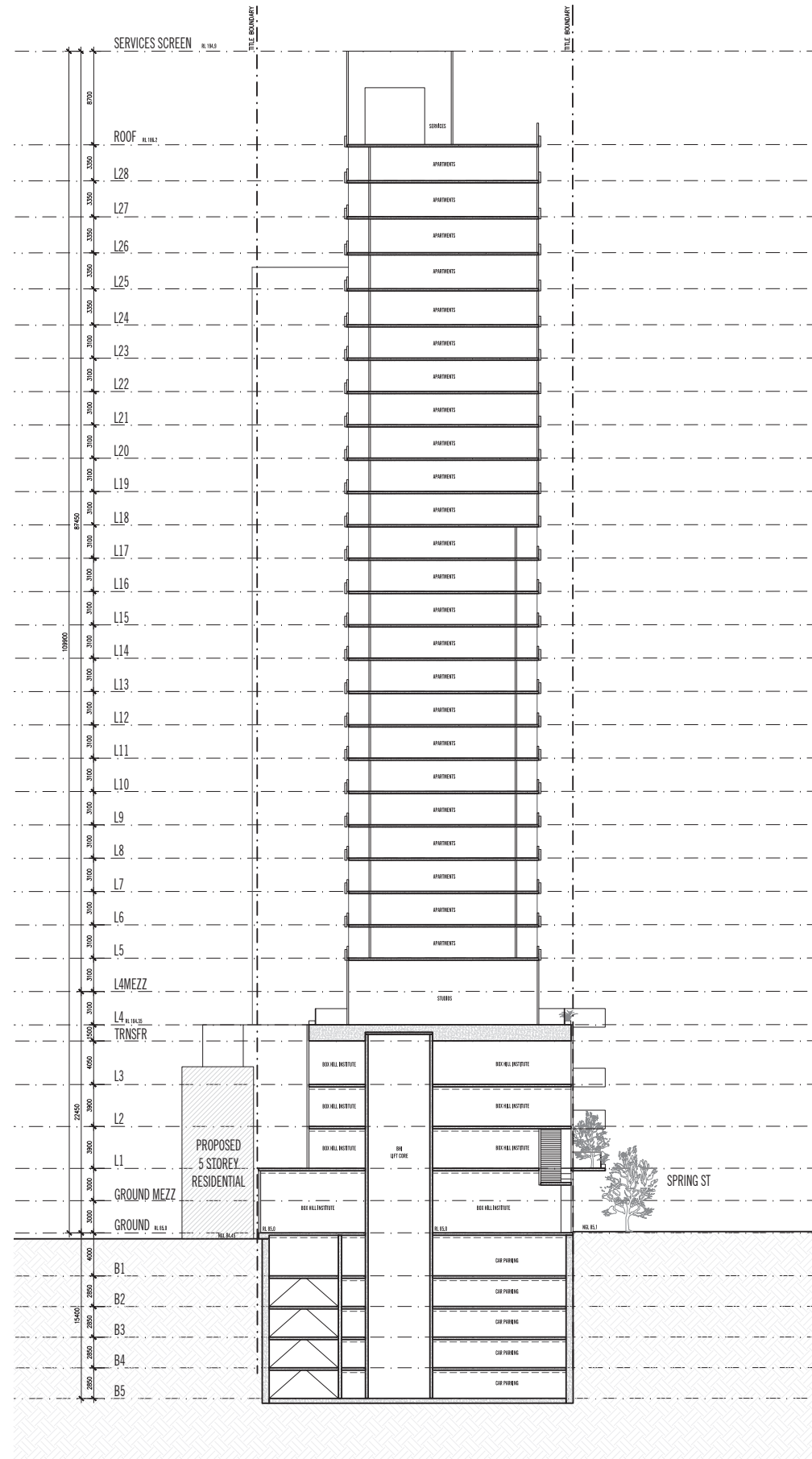
Project Title: **16 SPRING STREET BOX HILL, VIC**

Drawing Title: **WEST ELEVATION**

Project Number: **17106**

Drawing Number: **A0903**

Revision: **8**



Rev No.	Date	Reason for issue	Issued by	Rev No.	Date	Reason for issue	Issued by	Rev No.	Date	Reason for issue	Issued by
1	14.03.2018	ISSUE FOR TENDER/PERMITS									
2	11.02.2019	ISSUE FOR TENDER/PERMITS									

Qualities of the design and construction of the building shall be in accordance with the Building Act 1993 and the Building Regulations 2006. The design shall be in accordance with the Building Act 1993 and the Building Regulations 2006. The design shall be in accordance with the Building Act 1993 and the Building Regulations 2006.

SCALE @A0 1:200, SCALE @A2 1:400
PRELIMINARY
NOT FOR CONSTRUCTION

ELENGER FRASER
 LEVEL 1, 150 QUEEN STREET
 MELBOURNE VICTORIA 3000 AUSTRALIA
 TEL +61 3 9600 2260
 EMAIL MAIL@ELENBERGFRASER.COM
 WWW.ELENBERGFRASER.COM
 1800 134 188 124

Project Title
16 SPRING STREET
BOX HILL, VIC
 Client
ORION

Drawing Title
SECTION BB

Project Number 17106	Drawing Number A0951
Revision B	

Jan 25, 2019 - 6:27pm

17106 16 Spring Street, Box Hill

DATE 14/06/2019

STAGE TP

REV C

Notes and Disclaimer:
 1. This scheme has been produced without planning advice or preliminary meetings with the responsible authorities and as such may not comply with building or other statutory regulations. It represents a possible development that may be achieved with full consultation and liaison with state government and other relevant authorities, however no warranty is given that the yield or layouts will be acceptable to the authorities or other interested parties. Hence Eisenberg Fraser presents this information as a possible solution only, subject to council approval.
 2. This scheme and schedule have been prepared for preliminary feasibility purposes only. The information herein is based on the limited information available at the time of preparation and is believed to be correct at the time of preparation however is not guaranteed.
 3. The layouts contained herein were prepared without structural or services advice hence no allowance has been made at this stage.
 4. Changes to the layouts and associated figures will be made during the development of the project hence recipients must rely on their own enquiries to satisfy themselves in all aspects.
 5. Apartment areas have been measured to the centreline of party and/or bounding walls. Areas do not allow for services, risers, or structure.

DEVELOPMENT SUMMARY

DEVELOPMENT SUMMARY_16 SPRING STREET, BOX HILL

No.	LEVELS	APARTMENTS/ FLOOR	APARTMENTS/ TOTAL	GFA BHI /FLOOR	TERRACE/ CANOPY BHI /FLOOR	TOTAL BHI GBA	GLA RETAIL /FLOOR	GFA OFFICE/FLOOR	GFA RESIDENTIAL /FLOOR	GFA SERVICES/BOH /FLOOR	TOTAL GFA	NLA RETAIL /FLOOR	NLA OFFICE/FLOOR	NSA RESIDENTIAL /FLOOR	TOTAL NLA/NSA	EFFICIENCY /FLOOR	TERRACE AREA	TERRACE AREA / TOTAL	GFA CARPARK /FLOOR	TOTAL GFA CARPARK	TOTAL BIKES	BHI CAR SPACES /FLOOR	RESIDENTIAL VISITOR CAR SPACES /FLOOR	OFFICE CAR SPACES/ FLOOR	RETAIL CAR SPACES/ FLOOR	RESIDENTIAL CAR SPACES /FLOOR	TOTAL CARS SPACES	STUDIO	1 BED	2 BED + 1 BATH	2 BED + 2 BATH	3 BED		
3	B5-B3																		2575	7725														
1	B2																		2575	2575														
1	B1																		2575	2575	120	34	9	36	5	79	237							
1	L00			661		661	412	122	272	677	1483	386							64	64						55								
	L00 MEZZ			23		23				698	698																							
1	L1			1196	162	1358		754	67		821		607																					
1	L2			1204	68	1272		754	67		821		607																					
1	L3			1204	68	1272		754	67		821		607																					
1	L4	12	12								1258			417													12							
	L4 MEZZ										418																							
8	L5-L12	15	120								8712			908	7264	83%	120	960																
5	L13-L17	15	75								5445			904	4520	83%	120	600											7		8			
7	L18-L24	11	77								7854			936	6552	83%	88	616																
1	L25	4	4								878			749	749	85%	332	332																
1	L26	5	5								878			724	724	82%	64	64																
1	L27	3	3								593			452	452	76%	40	40																
1	L28	3	3								609			452	452	74%	40	40																
29	TOTALS	299		4288	298	4586	412	2384	27536	1375	31289	386	1821	21130	23337		2652		12889	120	34	30	36	5	264	369	12	105	104	47	31			
																											4%	35%	35%	16%	10%			